

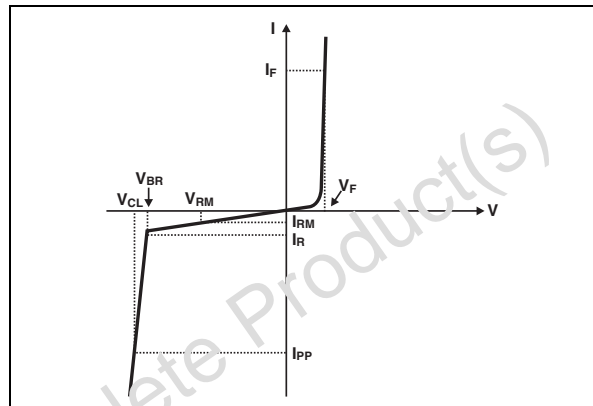


**Table 2: Absolute Ratings** (limiting values)

Symbol	Parameter	Value	Unit
$T_j$	Junction temperature	125	°C
$T_{op}$	Operating temperature range	-40 to + 85	°C
$T_{stg}$	Storage temperature range	-55 to +150	°C

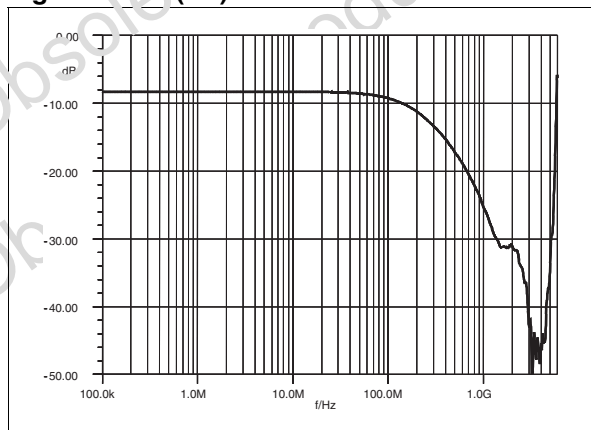
**Table 3: Electrical Characteristics** ( $T_{amb} = 25^\circ\text{C}$ )

Symbol	Parameter
$V_{BR}$	Breakdown voltage
$I_{RM}$	Leakage current @ $V_{RM}$
$V_{RM}$	Stand-off voltage
$V_{CL}$	Clamping voltage
$R_d$	Dynamic resistance
$I_{PP}$	Peak pulse current
$R_{I/O}$	Series resistance between Input & Output
$C_{line}$	Input capacitance per line



Symbol	Test conditions	Min.	Typ.	Max.	Unit
$V_{BR}$	$I_R = 1 \text{ mA}$	6	8	10	V
$I_{RM}$	$V_{RM} = 3\text{V}$ per line			200	nA
$R_{I/O}$	Tolerance $\pm 10\%$		160		$\Omega$
$C_{line}$	$V_R = 3\text{V}$		13	15	pF

**Figure 3: S21 (dB) attenuation measurement**



**Figure 4: Analog cross talk measurements**

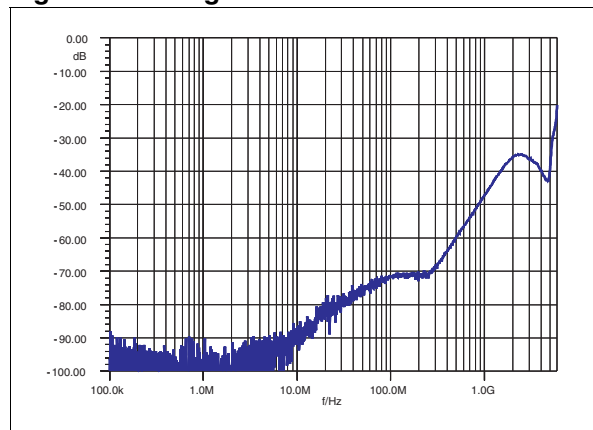


Figure 5: ESD response to IEC61000-4-2 (+15kV air discharge) on one input ( $V_{in}$ ) and on one output ( $V_{out}$ )

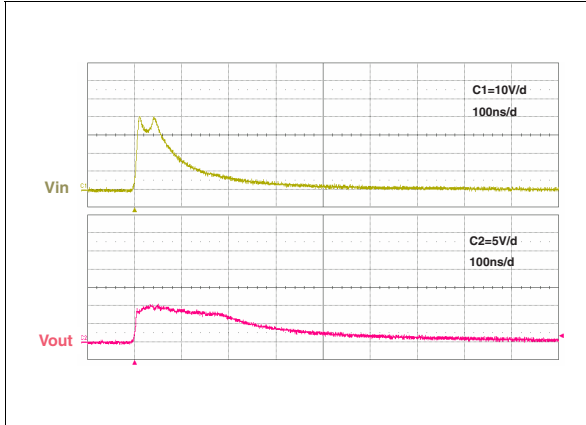


Figure 6: ESD response to IEC61000-4-2 (-15kV air discharge) on one input ( $V_{in}$ ) and on one output ( $V_{out}$ )

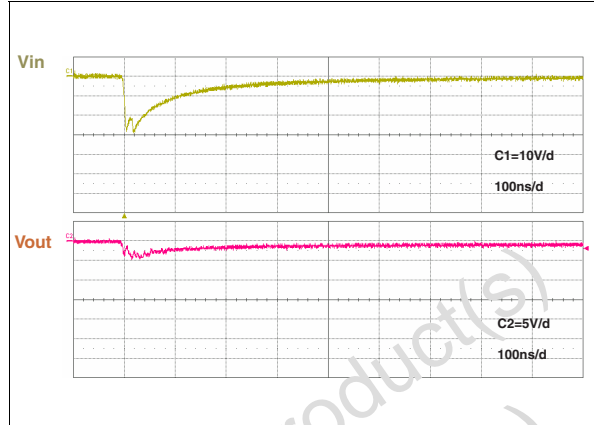


Figure 7: Line capacitance versus applied voltage (typical value)

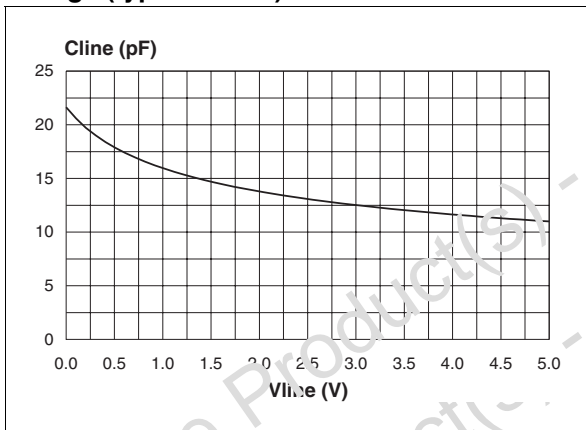


Figure 8: Ordering Information Scheme

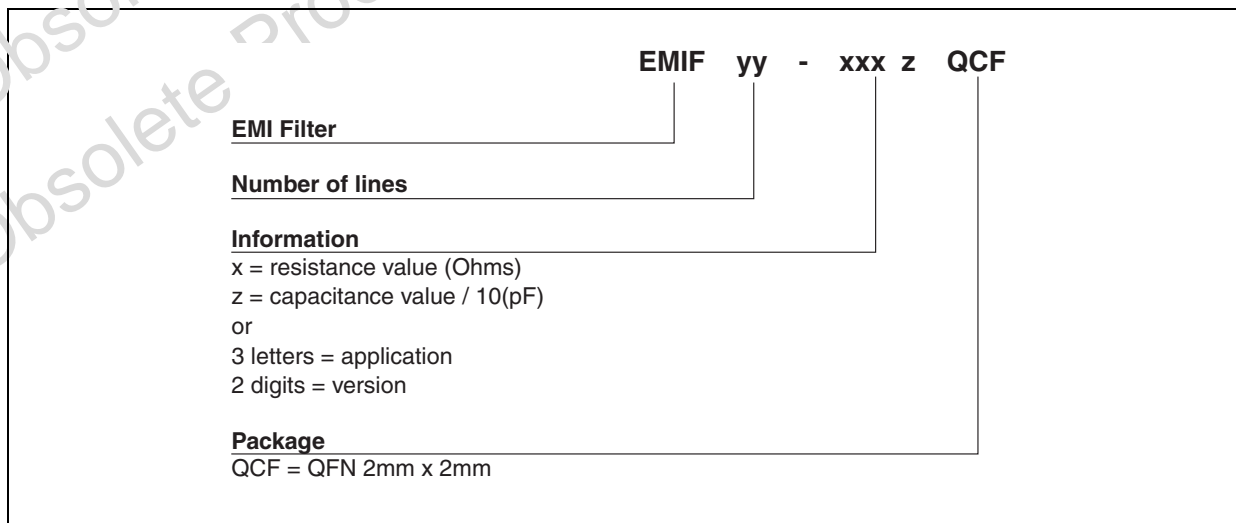


Figure 9: QFN Package Mechanical Data

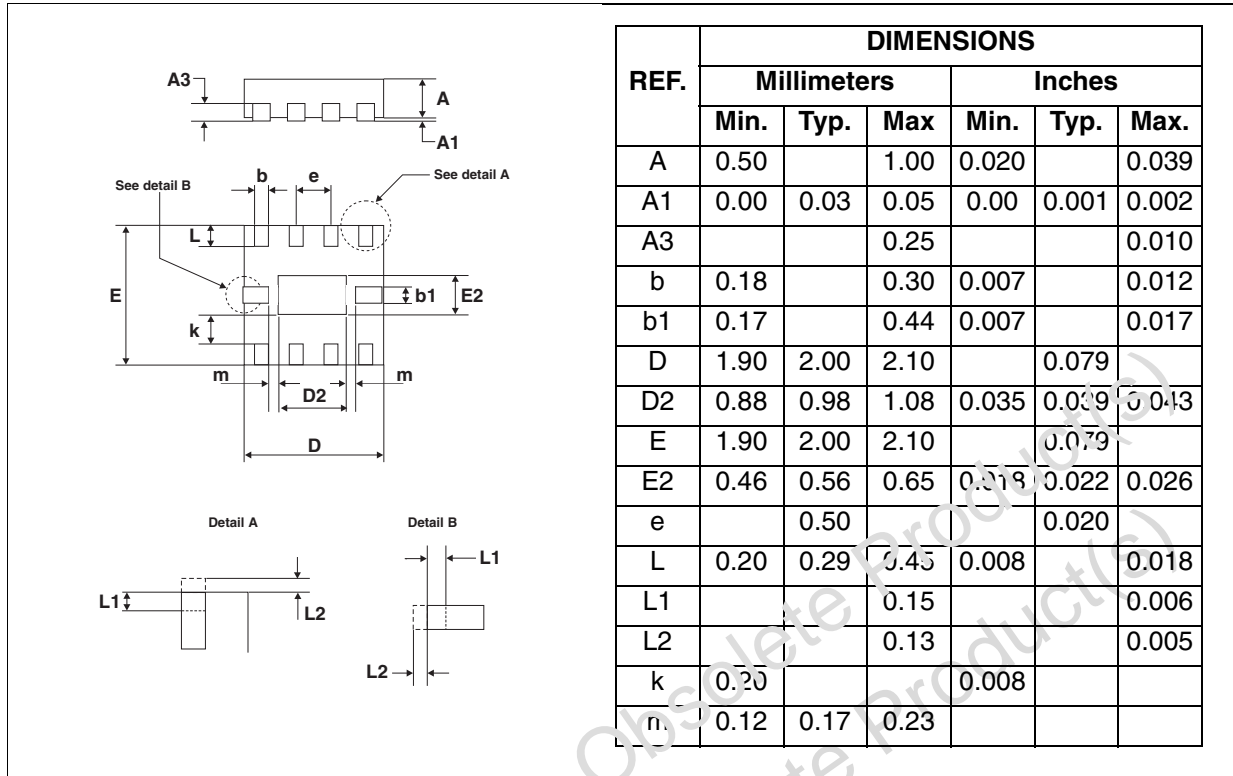


Figure 10: Foot Print dimensions (in millimeters)

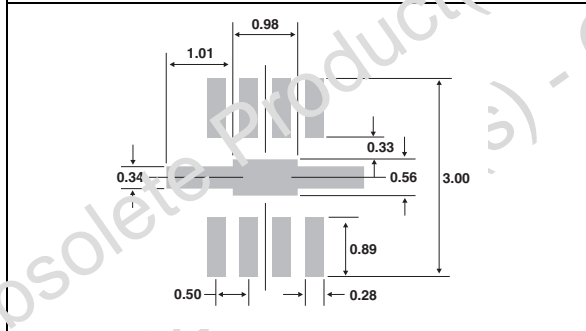
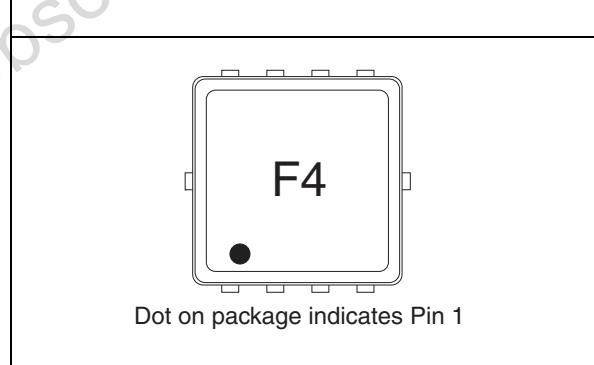


Figure 11: Package marking



In order to meet environmental requirements, ST offers these devices in ECOPACK® packages. These packages have a Lead-free second level interconnect. The category of second level interconnect is marked on the package and on the inner box label, in compliance with JEDEC Standard JESD97. The maximum ratings related to soldering conditions are also marked on the inner box label. ECOPACK is an ST trademark. ECOPACK specifications are available at: [www.st.com](http://www.st.com).

## EMIF04-1502QCF

**Table 4: Ordering Information**

Part Number	Marking	Package	Weight	Base qty	Delivery mode
EMIF04-1502QCF	F4	QFN	8.4 mg	3000	Tape & reel (7")

**Note:** Further packing information available in the application note  
- AN1751: "EMI Filters: Recommendations and measurements"

**Table 5: Revision History**

Date	Revision	Description of Changes
06-Dec-2004	1	First issue.
16-Mar-2005	2	QFN package mechanical data update: 1/ A min: 0.50 mm instead of 0.80 2/ A typ: deleted 3/ b1 max: 0.44 mm instead of 0.30
01-Apr-2005	3	QFN package mechanical data update: 1/ Reference Details A and B added
19-Oct-2005	4	Added ECOPACK statement Added Figure 11 to show package marking QFN package mechanical data update: 1/ Added dimension m 2/ Added min and max values for dimensions D and E 3/ Added typical value for dimension L

Obsolete Product(s) - Obsolete Product(s)  
Obsolete Product(s) - Obsolete Product(s)

Information furnished is believed to be accurate and reliable. However, STMicroelectronics assumes no responsibility for the consequences of use of such information nor for any infringement of patents or other rights of third parties which may result from its use. No license is granted by implication or otherwise under any patent or patent rights of STMicroelectronics. Specifications mentioned in this publication are subject to change without notice. This publication supersedes and replaces all information previously supplied. STMicroelectronics products are not authorized for use as critical components in life support devices or systems without express written approval of STMicroelectronics.

The ST logo is a registered trademark of STMicroelectronics.  
All other names are the property of their respective owners

© 2005 STMicroelectronics - All rights reserved

**STMicroelectronics group of companies**

Australia - Belgium - Brazil - Canada - China - Czech Republic - Finland - France - Germany - Hong Kong - India - Israel - Italy - Japan -  
Malaysia - Malta - Morocco - Singapore - Spain - Sweden - Switzerland - United Kingdom - United States of America  
[www.st.com](http://www.st.com)