

SPC56 getting started package elements

1

SPC5Studio

- SPC5Studio is the ST integrated Development Environment for SPC5 product families.
- Includes visual configurable code generator, ready made board support packages (BSP), startup routines, interrupt services, open source RTOS and full set of low level drivers.
- Customer Support: ST
- Provider: ST


GNU “C” Compiler

- Open source version of HighTec professional “C” compiler
- Integrated inside SPC5Studio
- 30 Day full featured Trial
- Buy full support from ST franchised Distributors
- Customer Support: ST
- Provider: HighTec

JTAG Debugger

- SPC5-UDESTK debugger and flasher version developed by PLS for ST tool chain
- Free of charge 128Kbyte unlimited evaluation license included
- Buy Full License in e-store or ST franchised distributors
- Customer Support: ST
- Provider PLS

Discovery Kits



(*) Integrated debugger

SPC56L-Discovery+

SPC56D-Discovery

SPC56B-Discovery

SPC56P-Discovery

SPC56M-Discovery+

SPC56A-Discovery+

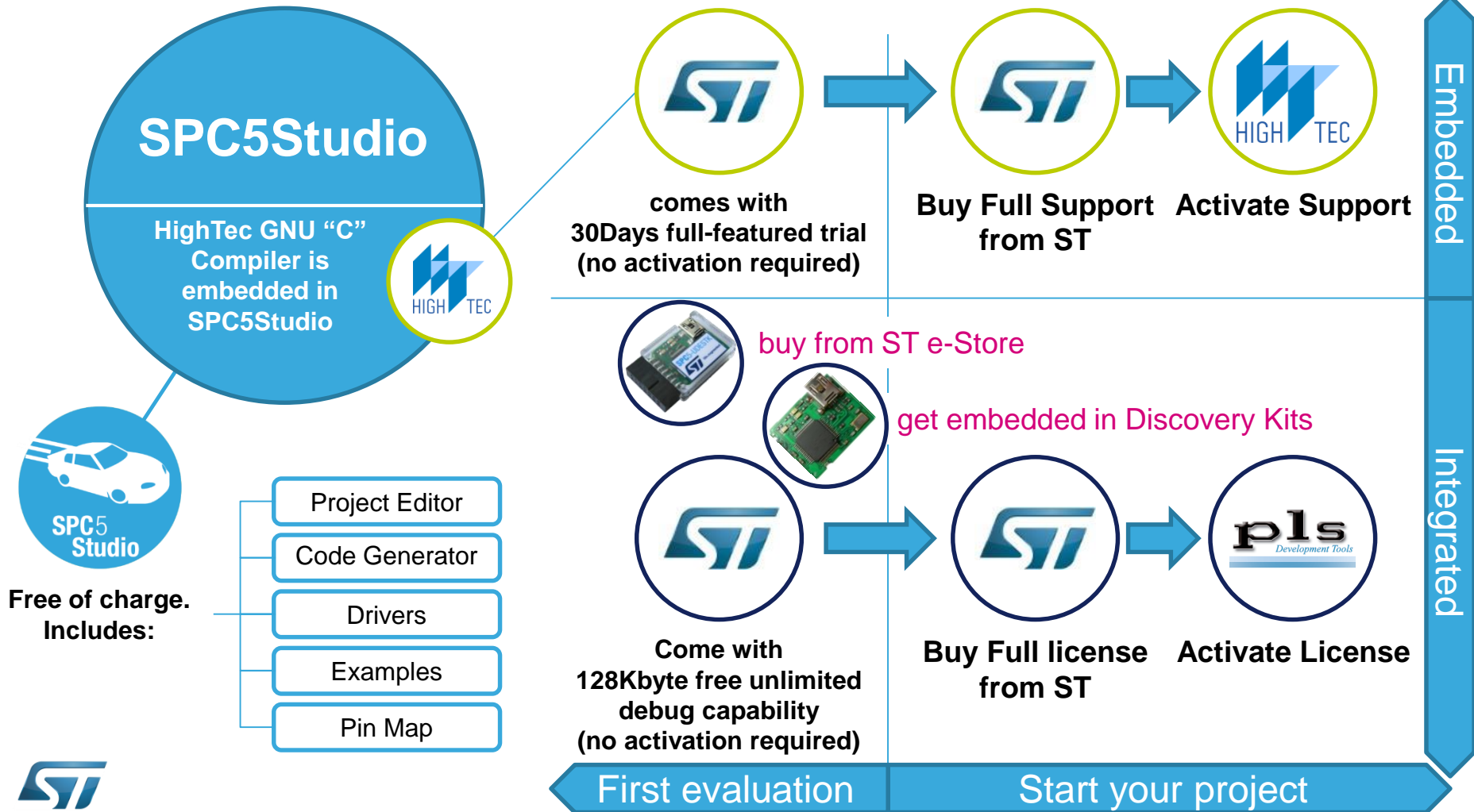
(*)

(*)

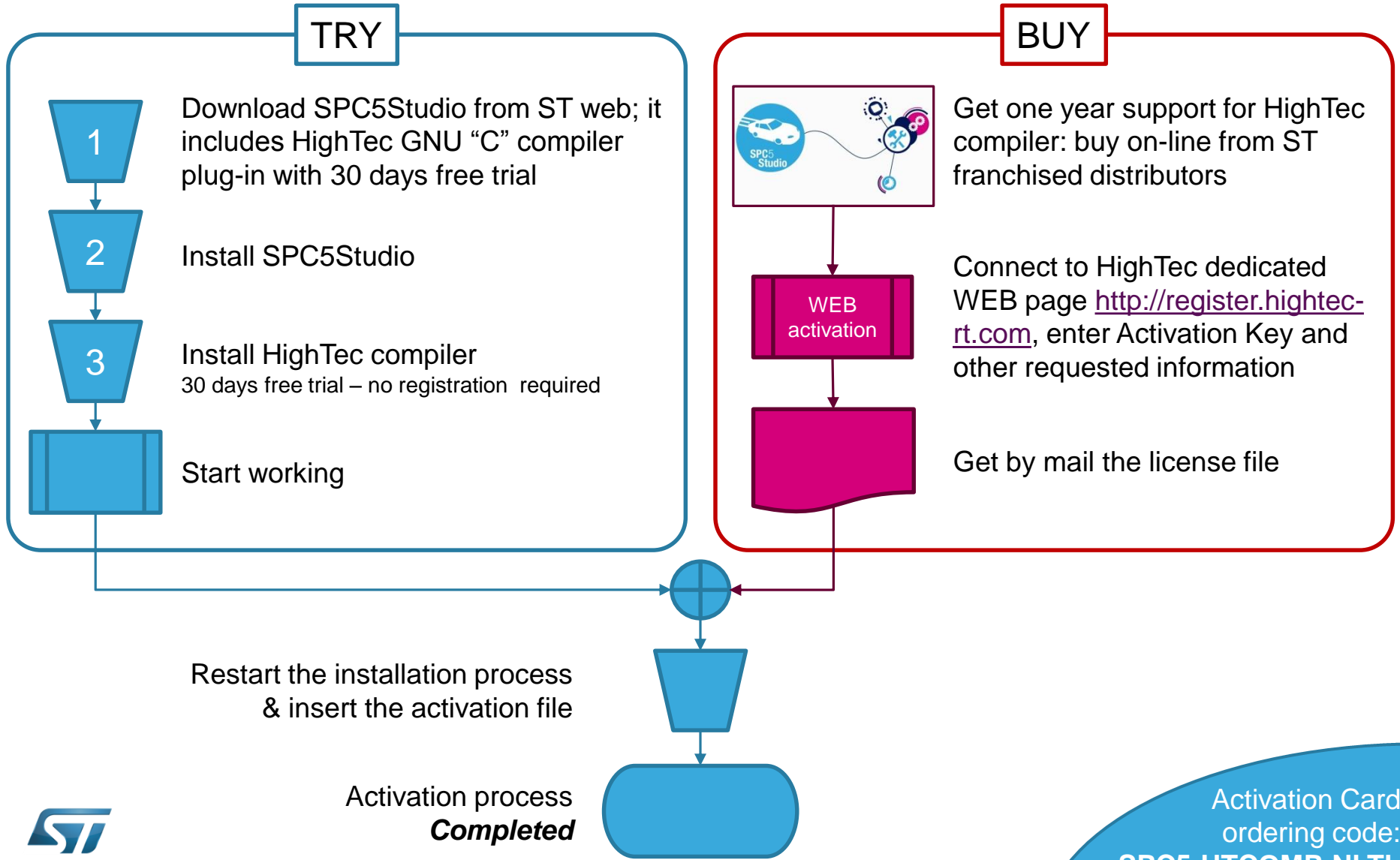
(*)

SPC5Studio: framework

Download: <http://www.st.com/spc5studio>



SPC5Studio: HighTec GNU “C” Compiler



TRY

BUY

1

Download SPC5Studio from ST web; it includes HighTec GNU “C” compiler plug-in with 30 days free trial

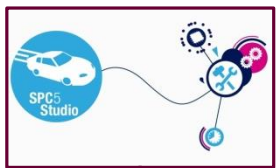
2

Install SPC5Studio

3

Install HighTec compiler
30 days free trial – no registration required

Start working



Get one year support for HighTec compiler: buy on-line from ST franchised distributors

WEB activation

Connect to HighTec dedicated WEB page <http://register.hightec-rt.com>, enter Activation Key and other requested information



Get by mail the license file

Restart the installation process & insert the activation file

Activation process **Completed**



Activation Card ordering code: **SPC5-HTCOMP-NLTL**

SPC5Studio: PLS debugger

DOWNLOAD



Either you have the PLS stand alone debugger, SPC5-UDESTK or the embedded version available within the SPC56D/B/P-Discovery boards, download and install the PLS UDE Software starter version from the PLS dedicated WEB page <http://www.pls-mc.com/spc5-udestk>

USE

1

In the PLS page you find also the free of charge evaluation purposes license. It is provided without registration and time unlimited.

Only feature limitation is that it is restricted to a limited code size for downloading of 256 kBytes.

2

Add the key into UDE License Manager (Menu Help -> License Manager -> Add Key).

BUY



Get perpetual or one year code size unlimited license for PLS UDE/STK: buy on-line from ST franchised distributors

Connect to PLS dedicated WEB page <http://www.pls-mc.com/spc5-udestk> enter Activation Key and other requested information

Get by mail the license file and install it (Menu Help -> License Manager -> Add Key).



Activation process
Completed

