



## Introduction

The Power Architecture<sup>®</sup> based SPC560Px and SPC56EL60 microcontrollers are designed for automotive safety and chassis applications.

The performance and safety features implemented in these devices offer a scalable safety MCU platform.

Scalability in terms of application software is guaranteed by the following points:

- SPC560Px and SPC56EL60 use the same peripherals.
- SPC560Px core (e200z0) and SPC56EL60 core (e200z4) offer full assembler language compatibility; the same tool chain can be used to develop applications for both devices (execution speed differences between the two devices are to be expected).

To guarantee the maximum scalability in terms of hardware, the pin muxing of these devices has been chosen very carefully. The result is a high level of compatibility in terms of pin mapping.

This application note describes how to reach the highest level LQFP144 pin compatibility when designing an application with SPC560Px and SPC56EL60 devices.

# Contents

- 1 Description ..... 10**
- 2 Pad compatibility ..... 11**
  - 2.1 Upward compatible pads .....11
  - 2.2 Partially compatible pads .....11
  - 2.3 Non-compatible pads ..... 14
  - 2.4 Oscillator pads ..... 16
  - 2.5 Reset pad ..... 17
- 3 Summary ..... 18**
- Appendix A Detailed pad list ..... 19**
  - A.1 Pad 1 - NMI ..... 19
  - A.2 Pad 2 - A[6] ..... 19
  - A.3 Pad 3 - D[1] ..... 19
  - A.4 Pad 4 - F[4] ..... 19
  - A.5 Pad 5 - F[5] ..... 20
  - A.6 Pad 6 ..... 20
  - A.7 Pad 7 ..... 20
  - A.8 Pad 8 - F[6] ..... 20
  - A.9 Pad 9 - MDO0 ..... 20
  - A.10 Pad 10 - A[7] ..... 21
  - A.11 Pad 11 - C[4] ..... 21
  - A.12 Pad 12 - A[8] ..... 21
  - A.13 Pad 13 - C[5] ..... 21
  - A.14 Pad 14 - A[5] ..... 22
  - A.15 Pad 15 - C[7] ..... 22
  - A.16 Pad 16 ..... 22
  - A.17 Pad 17 ..... 23
  - A.18 Pad 18 ..... 23
  - A.19 Pad 19 - F[7] ..... 23
  - A.20 Pad 20 - F[8] ..... 23

A.21	Pad 21	23
A.22	Pad 22	23
A.23	Pad 23 - F[9]	24
A.24	Pad 24 - F[10]	24
A.25	Pad 25 - F[11]	24
A.26	Pad 26 - D[9]	24
A.27	Pad 27 - VDD_HV_OSC	24
A.28	Pad 28 - VSS_HV_OSC	25
A.29	Pad 29 - XTAL	25
A.30	Pad 30 - EXTAL	25
A.31	Pad 31 - RESET	25
A.32	Pad 32 - D[8]	25
A.33	Pad 33 - D[5]	26
A.34	Pad 34 - D[6]	26
A.35	Pad 35	26
A.36	Pad 36	27
A.37	Pad 37 - D[7]	27
A.38	Pad 38	27
A.39	Pad 39	27
A.40	Pad 40	28
A.41	Pad 41 - C[1]	28
A.42	Pad 42 - E[4]	28
A.43	Pad 43 - B[7]	28
A.44	Pad 44 - E[5]	29
A.45	Pad 45 - C[2]	29
A.46	Pad 46 - E[6]	29
A.47	Pad 47 - B[8]	29
A.48	Pad 48 - E[7]	30
A.49	Pad 49 - E[2]	30
A.50	Pad 50	30
A.51	Pad 51	30
A.52	Pad 52 - B[9]	30
A.53	Pad 53 - B[10]	31

A.54	Pad 54 - B[11]	31
A.55	Pad 55 - B[12]	31
A.56	Pad 56	31
A.57	Pad 57	31
A.58	Pad 58	32
A.59	Pad 59	32
A.60	Pad 60 - B[13]	32
A.61	Pad 61 - E[9]	32
A.62	Pad 62 - B[15]	33
A.63	Pad 63 - E[10]	33
A.64	Pad 64 - B[14]	33
A.65	Pad 65 - B[11]	33
A.66	Pad 66 - C[0]	34
A.67	Pad 67 - E[12]	34
A.68	Pad 68 - E[0]	34
A.69	Pad 69 - BCTRL	34
A.70	Pad 70	34
A.71	Pad 71	35
A.72	Pad 72	35
A.73	Pad 73 - A[0]	35
A.74	Pad 74 - A[1]	35
A.75	Pad 75 - G[11]	36
A.76	Pad 76 - D[10]	36
A.77	Pad 77 - G[10]	36
A.78	Pad 78 - D[11]	37
A.79	Pad 79 - G[9]	37
A.80	Pad 80 - C[11]	37
A.81	Pad 81 - G[8]	38
A.82	Pad 82 - C[12]	38
A.83	Pad 83 - G[7]	38
A.84	Pad 84 - A[2]	38
A.85	Pad 85 - G[5]	39
A.86	Pad 86	39

A.87	Pad 87 - TMS	39
A.88	Pad 88 - TCK	39
A.89	Pad 89	40
A.90	Pad 90	40
A.91	Pad 91	40
A.92	Pad 92 - A[3]	40
A.93	Pad 93	40
A.94	Pad 94	41
A.95	Pad 95	41
A.96	Pad 96	41
A.97	Pad 97	41
A.98	Pad 98 - G[6]	41
A.99	Pad 99 - D[12]	42
A.100	Pad 100 - G[4]	42
A.101	Pad 101 - C[13]	42
A.102	Pad 102 - G[2]	42
A.103	Pad 103 - C[14]	43
A.104	Pad 104 - G[3]	43
A.105	Pad 105 - D[14]	43
A.106	Pad 106 - F[12]	43
A.107	Pad 107 - VPP_TEST	44
A.108	Pad 108 - A[4]	44
A.109	Pad 109 - B[0]	44
A.110	Pad 110 - B[1]	44
A.111	Pad 111 - C[10]	45
A.112	Pad 112 - F[13]	45
A.113	Pad 113 - F[15]	45
A.114	Pad 114 - B[2]	45
A.115	Pad 115 - F[14]	46
A.116	Pad 116 - B[3]	46
A.117	Pad 117 - E[13]	46
A.118	Pad 118 - A[10]	47
A.119	Pad 119 - E[14]	47

---

A.120 Pad 120 - A[11] .....	47
A.121 Pad 121 - E[15] .....	47
A.122 Pad 122 - A[12] .....	48
A.123 Pad 123 .....	48
A.124 Pad 124 - C[15] .....	48
A.125 Pad 125 - D[0] .....	49
A.126 Pad 126 .....	49
A.127 Pad 127 .....	49
A.128 Pad 128 - D[3] .....	49
A.129 Pad 129 - D[4] .....	50
A.130 Pad 130 .....	50
A.131 Pad 131 .....	50
A.132 Pad 132 .....	50
A.133 Pad 133 - F[0] .....	51
A.134 Pad 134 - A[9] .....	51
A.135 Pad 135 .....	51
A.136 Pad 136 - A[13] .....	52
A.137 Pad 137 .....	52
A.138 Pad 138 - B[6] .....	52
A.139 Pad 139 - F[3] .....	53
A.140 Pad 140 - D[2] .....	53
A.141 Pad 141 .....	53
A.142 Pad 142 - C[6] .....	54
A.143 Pad 143 - A[14] .....	54
A.144 Pad 144 - A[15] .....	54
<b>Revision history .....</b>	<b>55</b>

## List of tables

Table 1.	List of the SPC560Px upward compatible pads . . . . .	11
Table 2.	Partially compatible pads: SPC560Px functionalities not supported on SPC56EL60. . . . .	12
Table 3.	Partially compatible pads: SPC56EL60 functionalities not supported on SPC560Px. . . . .	12
Table 4.	Non-compatible pads: Functional on SPC560Px – power supply on SPC56EL60. . . . .	14
Table 5.	Non-compatible pad 123: Functional on SPC560Px – JCOMP on SPC56EL60 . . . . .	16
Table 6.	Pad 1 - NMI: fully compatible . . . . .	19
Table 7.	Pad 2 - A[6]: fully compatible . . . . .	19
Table 8.	Pad 3 - D[1]: fully compatible . . . . .	19
Table 9.	Pad 4 - F[4]: fully compatible . . . . .	19
Table 10.	Pad 5 - F[5]: fully compatible . . . . .	20
Table 11.	Pad 6: fully compatible . . . . .	20
Table 12.	Pad 7: fully compatible . . . . .	20
Table 13.	Pad 8 - F[6]: fully compatible . . . . .	20
Table 14.	Pad 9 - MDO0: fully compatible . . . . .	20
Table 15.	Pad 10 - A[7]: fully compatible . . . . .	21
Table 16.	Pad 11 - C[4]: fully compatible . . . . .	21
Table 17.	Pad 12 - A[8]: fully compatible . . . . .	21
Table 18.	Pad 13 - C[5]: fully compatible . . . . .	21
Table 19.	Pad 14 - A[5]: fully compatible . . . . .	22
Table 20.	Pad 15 - C[7]: fully compatible . . . . .	22
Table 21.	Pad 16: non-compatible . . . . .	22
Table 22.	Pad 17: fully compatible . . . . .	23
Table 23.	Pad 18: fully compatible . . . . .	23
Table 24.	Pad 19 - F[7]: fully compatible . . . . .	23
Table 25.	Pad 20 - F[8]: fully compatible . . . . .	23
Table 26.	Pad 21: fully compatible . . . . .	23
Table 27.	Pad 22: fully compatible . . . . .	23
Table 28.	Pad 23 - F[9]: fully compatible . . . . .	24
Table 29.	Pad 24 - F[10]: fully compatible . . . . .	24
Table 30.	Pad 25 - F[11]: fully compatible . . . . .	24
Table 31.	Pad 26 - D[9]: fully compatible . . . . .	24
Table 32.	Pad 27 - VDD_HV_OSC: fully compatible . . . . .	24
Table 33.	Pad 28 - VSS_HV_OSC: fully compatible . . . . .	25
Table 34.	Pad 29 - XTAL: partially compatible . . . . .	25
Table 35.	Pad 30 - EXTAL: partially compatible . . . . .	25
Table 36.	Pad 31 - RESET: partially compatible . . . . .	25
Table 37.	Pad 32 - D[8]: upward compatible . . . . .	25
Table 38.	Pad 33 - D[5]: partially compatible . . . . .	26
Table 39.	Pad 34 - D[6]: partially compatible . . . . .	26
Table 40.	Pad 35: fully compatible . . . . .	26
Table 41.	Pad 36: fully compatible . . . . .	27
Table 42.	Pad 37 - D[7]: partially compatible . . . . .	27
Table 43.	Pad 38: partially compatible . . . . .	27
Table 44.	Pad 39: non-compatible . . . . .	27
Table 45.	Pad 40: non-compatible . . . . .	28
Table 46.	Pad 41 - C[1]: fully compatible . . . . .	28
Table 47.	Pad 42 - E[4]: fully compatible . . . . .	28
Table 48.	Pad 43 - B[7]: fully compatible . . . . .	28

Table 49.	Pad 44 - E[5]: fully compatible	29
Table 50.	Pad 45 - C[2]: fully compatible	29
Table 51.	Pad 46 - E[6]: fully compatible	29
Table 52.	Pad 47 - B[8]: fully compatible	29
Table 53.	Pad 48 - E[7]: fully compatible	30
Table 54.	Pad 49 - E[2]: fully compatible	30
Table 55.	Pad 50: fully compatible	30
Table 56.	Pad 51: fully compatible	30
Table 57.	Pad 52 - B[9]: fully compatible	30
Table 58.	Pad 53 - B[10]: fully compatible	31
Table 59.	Pad 54 - B[11]: fully compatible	31
Table 60.	Pad 55 - B[12]: fully compatible	31
Table 61.	Pad 56: fully compatible	31
Table 62.	Pad 57: fully compatible	31
Table 63.	Pad 58: non-compatible	32
Table 64.	Pad 59: non-compatible	32
Table 65.	Pad 60 - B[13]: fully compatible	32
Table 66.	Pad 61 - E[9]: fully compatible	32
Table 67.	Pad 62 - B[15]: fully compatible	33
Table 68.	Pad 63 - E[10]: fully compatible	33
Table 69.	Pad 64 - B[14]: fully compatible	33
Table 70.	Pad 65 - B[11]: fully compatible	33
Table 71.	Pad 66 - C[0]: fully compatible	34
Table 72.	Pad 67 - E[12]: fully compatible	34
Table 73.	Pad 68 - E[0]: fully compatible	34
Table 74.	Pad 69 - BCTRL: fully compatible	34
Table 75.	Pad 70: fully compatible	34
Table 76.	Pad 71: fully compatible	35
Table 77.	Pad 72: fully compatible	35
Table 78.	Pad 73 - A[0]: partially compatible	35
Table 79.	Pad 74 - A[1]: partially compatible	35
Table 80.	Pad 75 - G[11]: partially compatible	36
Table 81.	Pad 76 - D[10]: partially compatible	36
Table 82.	Pad 77 - G[10]: upward compatible	36
Table 83.	Pad 78 - D[11]: partially compatible	37
Table 84.	Pad 79 - G[9]: upward compatible	37
Table 85.	Pad 80 - C[11]: partially compatible	37
Table 86.	Pad 81 - G[8]: upward compatible	38
Table 87.	Pad 82 - C[12]: partially compatible	38
Table 88.	Pad 83 - G[7]: fully compatible	38
Table 89.	Pad 84 - A[2]: fully compatible	38
Table 90.	Pad 85 - G[5]: upward compatible	39
Table 91.	Pad 86: upward compatible	39
Table 92.	Pad 87 - TMS: fully compatible	39
Table 93.	Pad 88 - TCK: fully compatible	39
Table 94.	Pad 89: upward compatible	40
Table 95.	Pad 90: fully compatible	40
Table 96.	Pad 91: fully compatible	40
Table 97.	Pad 92 - A[3]: fully compatible	40
Table 98.	Pad 93: fully compatible	40
Table 99.	Pad 94: fully compatible	41
Table 100.	Pad 95: non-compatible	41



Table 101.	Pad 96: fully compatible	41
Table 102.	Pad 97: fully compatible	41
Table 103.	Pad 98 - G[6]: fully compatible	41
Table 104.	Pad 99 - D[12]: fully compatible	42
Table 105.	Pad 100 - G[4]: upward compatible	42
Table 106.	Pad 101 - C[13]: fully compatible	42
Table 107.	Pad 102 - G[2]: upward compatible	42
Table 108.	Pad 103 - C[14]: fully compatible	43
Table 109.	Pad 104 - G[3]: upward compatible	43
Table 110.	Pad 105 - D[14]: partially compatible	43
Table 111.	Pad 106 - F[12]: upward compatible	43
Table 112.	Pad 107 - VPP_TEST: fully compatible	44
Table 113.	Pad 108 - A[4]: fully compatible	44
Table 114.	Pad 109 - B[0]: fully compatible	44
Table 115.	Pad 110 - B[1]: upward compatible	44
Table 116.	Pad 111 - C[10]: fully compatible	45
Table 117.	Pad 112 - F[13]: upward compatible	45
Table 118.	Pad 113 - F[15]: fully compatible	45
Table 119.	Pad 114 - B[2]: fully compatible	45
Table 120.	Pad 115 - F[14]: fully compatible	46
Table 121.	Pad 116 - B[3]: fully compatible	46
Table 122.	Pad 117 - E[13]: partially compatible	46
Table 123.	Pad 118 - A[10]: fully compatible	47
Table 124.	Pad 119 - E[14]: partially compatible	47
Table 125.	Pad 120 - A[11]: fully compatible	47
Table 126.	Pad 121 - E[15]: partially compatible	47
Table 127.	Pad 122 - A[12]: fully compatible	48
Table 128.	Pad 123: non-compatible	48
Table 129.	Pad 124 - C[15]: fully compatible	48
Table 130.	Pad 125 - D[0]: fully compatible	49
Table 131.	Pad 126: fully compatible	49
Table 132.	Pad 127: fully compatible	49
Table 133.	Pad 128 - D[3]: fully compatible	49
Table 134.	Pad 129 - D[4]: fully compatible	50
Table 135.	Pad 130: non-compatible	50
Table 136.	Pad 131: fully compatible	50
Table 137.	Pad 132: fully compatible	50
Table 138.	Pad 133 - F[0]: partially compatible	51
Table 139.	Pad 134 - A[9]: fully compatible	51
Table 140.	Pad 135: non-compatible	51
Table 141.	Pad 136 - A[13]: fully compatible	52
Table 142.	Pad 137: non-compatible	52
Table 143.	Pad 138 - B[6]: fully compatible	52
Table 144.	Pad 139 - F[3]: partially compatible	53
Table 145.	Pad 140 - D[2]: fully compatible	53
Table 146.	Pad 141: partially compatible	53
Table 147.	Pad 142 - C[6]: fully compatible	54
Table 148.	Pad 143 - A[14]: fully compatible	54
Table 149.	Pad 144 - A[15]: fully compatible	54
Table 150.	Document revision history	55

# 1 Description

To design a PCB compatible with the SPC560Px and SPC56EL60 144-pin LQFP, the PCB designer must know the pinout differences between these two devices.

When comparing, pin per pin, the differences between the two devices, pins can be classified in four groups:

- Identical pins
- Upward compatible pins
- Partially compatible pins
- Non-compatible pins

This application note follows this organization to show the differences between the pins of each device and gives advice, whenever possible, on how to manage the differences.

## 2 Pad compatibility

This section describes the pads which demand particular attention when either an SPC560Px/SPC56EL60 compatible application or a compatible board is developed.

Pads which are not covered in this section are fully compatible. For a detailed description of all SPC560Px/SPC56EL60 pads refer to [Appendix A: Detailed pad list](#).

Even if oscillator pads and reset pads are considered compatible, additional information on these pads is provided [Section 2.4: Oscillator pads](#) and [Section 2.5: Reset pad](#).

### 2.1 Upward compatible pads

If an SPC56EL60 pad has all the functionalities of an SPC560Px pad plus additional ones, it is an upward compatible pad.

[Table 1](#) shows the list of all the upward compatible pads.

**Table 1. List of the SPC560Px upward compatible pads<sup>(1)</sup>**

Pad number	Port name
32	D[8] ( <a href="#">A.32</a> )
81	G[8] ( <a href="#">A.81</a> )
85	G[5] ( <a href="#">A.85</a> )
100	B[2] ( <a href="#">A.100</a> )
102	G[2] ( <a href="#">A.102</a> )
104	G[3] ( <a href="#">A.104</a> )
106	F[12] ( <a href="#">A.106</a> )
110	B[1] ( <a href="#">A.110</a> )
112	F[13] ( <a href="#">A.112</a> )

1. A full description of all these pads can be found in [Appendix A: Detailed pad list](#).

### 2.2 Partially compatible pads

There are two types of partially compatible pads, according to the supported functionalities:

- Some but not all SPC560Px functions are supported on SPC56EL60 (refer to [Table 2](#))
- Some but not all SPC56EL60 functions are supported on SPC560Px<sup>(a)</sup> (refer to [Table 3](#))

[Table 2](#) and [Table 3](#) show these pads and indicate other pads which offer compatibility on the same function.

Users of these devices must carefully choose the functionality of each of these pads to obtain a fully SPC560Px/SPC56EL60 compatible application board.

a. This pad group also includes the upward compatible pads.

**Table 2. Partially compatible pads: SPC560Px functionalities not supported on SPC56EL60**

Pad No.	Functionality not supported on SPC56EL60	Comment
33 (A.33)	FCU 0 - F[0]	For safety reasons SPC56EL60 has this function on a dedicated pad. Compatibility on the F[0] functionality can be achieved on pad 38.
	DSPI 3 - SOUT	SPC56EL60 does not include the DSPI 3.
34 (A.34)	DSPI 3 - SCK	SPC56EL60 does not include the DSPI 3.
37 (A.37)	DSPI 3 - SIN	SPC56EL60 does not include the DSPI 3.
38 (A.38)	GPIO[96] - G[0]	Not supported by SPC56EL60
	EIRQ[30]	SPC56EL60 supports this functionality on pad 106.
73 (A.73)	FCU - F[0]	For safety reasons SPC56EL60 supports this function on a dedicated pad. Compatibility on the F[0] functionality can be achieved on pad 38.
74 (A.74)	FCU - F[1]	For safety reasons SPC56EL60 supports this function on a dedicated pad. Compatibility on the F[0] functionality can be achieved on pad 141.
76 (A.76)	DSPI 3 - CS 0	SPC56EL60 does not include the DSPI 3.
78 (A.78)	DSPI 3 - CS 1	SPC56EL60 does not include the DSPI 3.
80 (A.80)	DSPI 3 - CS 0	SPC56EL60 does not include the DSPI 3.
82 (A.82)	DSPI 3 - CS 1	SPC56EL60 does not include the DSPI 3.
117 (A.117)	DSPI 3 - SCK	SPC56EL60 does not include the DSPI 3.
119 (A.119)	DSPI 3 - SOUT	SPC56EL60 does not include the DSPI 3.
121 (A.121)	DSPI 3 - SIN	SPC56EL60 does not include the DSPI 3.
133 (A.133)	FlexRay - DBG 0	SPC56EL60 supports this function on pad 81, but compatibility on this function cannot be achieved. This function is used for debugging purposes according to the FlexRay protocol.
	DSPI 3 - CS 3	SPC56EL60 does not include the DSPI 3.
139 (A.139)	FlexRay - DBG 3	SPC56EL60 supports this function on pad 75. But compatibility cannot be achieved. This function is used for debugging purposes according to the FlexRay protocol.
	DSPI 3 - CS 0	SPC56EL60 does not include the DSPI 3.

**Table 3. Partially compatible pads: SPC56EL60 functionalities not supported on SPC560Px**

Pad No.	Functionality not supported on SPC560Px	Comment
32 (A.32)	eTimer 1 - ETC[4]	Compatibility on this function can be achieved on pad 112, 128 and 143.
33 (A.33)	FlexPWM 0 - FAULT[2]	Compatibility on this function can be achieved on pad 77.
34 (A.34)	FlexPWM 0 - X[3]	Compatibility on this function can be achieved on pad 85 and 140.
37 (A.37)	SWG	SPC560Px does not support the SWG.

**Table 3. Partially compatible pads: SPC56EL60 functionalities not supported on SPC560Px**

Pad No.	Functionality not supported on SPC560Px	Comment
75 (A.75)	FlexRay - DBG 3	SPC560Px supports this function on pad 139, but compatibility cannot be achieved. This function is used for debugging purposes according to the FlexRay protocol.
76 (A.76)	eTimer 0 - ETC[0]	Compatibility can be achieved on pad 73.
77 (A.77)	FlexRay - DBG 2	SPC560Px supports this function on pad 137, but compatibility cannot be achieved. This function is used for debugging purposes according to the FlexRay protocol.
	DSPI 2 - CS 3	Compatibility on this function can be achieved on pad 82.
78 (A.78)	eTimer 0 - ETC[1]	Compatibility on this function can be achieved on pad 74.
79 (A.79)	EIRQ[29]	SPC560Px supports this function on pad 135, but compatibility cannot be achieved.
	FlexRay - DBG 1	SPC560Px supports this function on pad 135, but full compatibility cannot be achieved. This function is used for debugging purposes according to the FlexRay protocol.
	DSPI 1 - CS 1	SPC560Px supports this function on pad 130, but full compatibility cannot be achieved.
81 (A.81)	EIRQ[21]	SPC560Px supports this function on pad 133, but compatibility cannot be achieved.
	FlexRay - DBG 0	SPC560Px supports this function on pad 133, but full compatibility cannot be achieved. This function is used for debugging purposes according to the FlexRay protocol.
	DSPI 0 - CS 1	SPC560Px supports this function on pad 16, but full compatibility cannot be achieved.
86 (A.86)	GPIO[21] - B[5]	Compatibility on this function cannot be achieved.
89 (A.89)	GPIO[20] - B[4]	Compatibility on this function cannot be achieved.
100 (A.100)	eTimer 0 - ETC[5]	Compatibility on this function can be achieved on pad 47 and pad 82.
102 (A.102)	DSPI 1 - CS 1	SPC560Px supports this function on pad 130, but compatibility cannot be achieved.
104 (A.104)	eTimer 0 - ETC[4]	Compatibility on this function can be achieved on pad 64, 80 and 108.
105 (A.105)	eTimer 0 - ETC[3]	Compatibility on this function can be achieved on pad 92.
106 (A.106)	EIRQ[30]	SPC560Px supports this function on pad 96, but compatibility cannot be achieved.
110 (A.110)	CAN 1 - RXD	Compatibility on this function can be achieved on pad 144.
112 (A.112)	EIRQ[31]	SPC560Px supports this function on pad 141, but compatibility cannot be achieved.

**Table 3. Partially compatible pads: SPC56EL60 functionalities not supported on SPC560Px**

Pad No.	Functionality not supported on SPC560Px	Comment
117 (A.117)	eTimer 0 - ETC[5]	Compatibility on this functionality can be achieved on pad 24 and 82.
	DSPI 2 - CS 3	Compatibility on this functionality can be achieved on pad 82.
119 (A.119)	eTimer 1 - ETC[5]	Compatibility can be achieved using pad 14, 129 and 144.
121 (A.121)	DSPI 0 - CS 1	SPC560Px supports this function on pad 16, but compatibility cannot be achieved.
133 (A.133)	FlexPWM 0 - A[1]	Compatibility can be achieved on pad 15 and 124.
	eTimer 0 - ETC[2]	Compatibility on this function can be achieved on pad 84.
139 (A.139)	DSPI 0 - CS6	SPC560Px supports this function on pad 130, but compatibility cannot be achieved.

### 2.3 Non-compatible pads

SPC56EL60 is more demanding in terms of power consumption than is SPC560Px; thus certain pads which are functional on SPC560Px are used as power supply pads on SPC56EL60. From a functional point of view the compatibility of these pads between SPC560Px and SPC56EL60 is broken.

Pad 123, although not a power supply pad, is another pad where the functional compatibility is broken. On SPC56EL60 this pad is dedicated to the JCOMP functionality<sup>(b)</sup>.

During the reset phase, these SPC560Px pads are in high impedance status. This means that if these pads are not configured as output and are not used by the application a 3.3 V or 1.2 V voltage can be applied to them without risk. As a result, a certain level of compatibility between SPC56EL60 and SPC560Px can be achieved in these pads.

Table 4 and Table 5 list the non-compatible pads.

**Table 4. Non-compatible pads: Functional on SPC560Px – power supply on SPC56EL60**

Pad No.	SPC56EL60 power supply	SPC560Px function	Comment
16 (A.16)	VDD_VH_REG	GPIO[35] - C[3]	SPC56EL60 does not support this digital IO.
		EIRQ[21]	SPC56EL60 supports these functions on pad 81, but compatibility on these functions cannot be achieved.
		DSPI 0 - CS 1	
		eTimer - ETC[4]	
39 (A.39)	VDD_LV_COR0_4	LINFlex 1 - TXD	Compatibility on this functionality can be achieved on pad 115.
		GPIO[65] - E[1]	SPC56EL60 does not support this digital IO.
		ADC 0 - AN[4]	This analog channel is supported by SPC56EL60 on pad 46.

b. The JCOMP signal (dedicated input pin) is used to reset the JTAGC independent from the state of the device.

**Table 4. Non-compatible pads: Functional on SPC560Px – power supply on SPC56EL60**

Pad No.	SPC56EL60 power supply	SPC560Px function	Comment
40 (A.40)	VSS_LV_COR0_4	GPIO[67] - E[3]	SPC56EL60 does not support this digital IO.
		ADC 0 - AN[6]	This analog channel is supported by SPC56EL60 on pad 48.
58 (A.58)	VDD_HV_ADV0_ADV1	GPIO[63] - D[15]	SPC56EL60 does not support this digital IO.
		ADC 1 - AN[4]	SPC56EL60 supports this analog channel on pad 65.
59 (A.59)	VSS_HV_ADV0_ADV1	GPIO[72] - E[8]	SPC56EL60 does not support this digital IO.
		ADC 1 - AN[6]	SPC56EL60 supports this analog channel on pad 67.
95 (A.95)	VDD_HV_REG	GPIO[61] - D[13]	SPC56EL60 does not support this digital IO.
		FlexPWM 0 - A[1]	SPC56EL60 supports this function on pad 15, 124 and 133. Compatibility on this function can be achieved on pad 15 and 124.
		DSPI 3 - CS 2	SPC56EL60 does not include the DSPI 3.
		DSPI 2 - SOUT	Compatibility on this function can be achieved on pad 74 and 122.
130 (A.130)	VDD_HV_REG_2	GPIO[40] - C[8]	SPC56EL60 does not support this digital IO.
		FlexPWM 0 - FAULT[2]	SPC56EL60 supports this function on pad 33 and 77. Compatibility can be achieved using pad 77.
		DSPI 1 - CS 1	SPC56EL60 supports this function on pad 79 and 102, but compatibility cannot be achieved.
		DSPI 0 - CS 6	SPC56EL60 supports this function on pad 139, but compatibility cannot be achieved.
135 (A.135)	VDD_LV_COR	GPIO[81] - F[1]	SPC56EL60 does not support this digital IO.
		EIRQ[29]	SPC56EL60 supports this function on pad 79, but compatibility cannot be achieved.
		FlexRay - DBG 1	SPC56EL60 supports this function on pad 79, but compatibility cannot be achieved. This function is used for debugging purposes according to the FlexRay protocol.
		DSPI 3 - CS 2	SPC56EL60 does not include the DSPI 3.
137 (A.137)	VSS_LV_COR	GPIO[82] - F[2]	SPC56EL60 does not support this digital IO.
		FlexRay - DBG 2	SPC56EL60 supports this function on pad 77, but compatibility cannot be achieved. This function is used for debugging purposes according to the FlexRay protocol.
		DSPI 3 - CS 1	SPC56EL60 does not include the DSPI 3.

**Table 5. Non-compatible pad 123: Functional on SPC560Px – JCOMP on SPC56EL60**

Pad No.	SPC56EL60 function	SPC560Px function	Comment
123 (A.123)	JCOMP	GPIO[41] - C[9]	SPC56EL60 does not support this function.
		FlexPWM 0 - FAULT[2]	SPC56EL60 supports this function on pad 33 and 77. Compatibility can be achieved using pad 77.
		DSPI 2 - CS 3	SPC56EL60 supports this function on pad 77, 82, 85 and 117. Compatibility can be achieved using pad 82.
		FlexPWM 0 - X[3]	SPC56EL60 supports this function on pad 34, 85 and 140. Compatibility can be achieved using pad 85 and 140.

## 2.4 Oscillator pads

Both devices, SPC560Px and SPC56EL60, have two pads dedicated to the internal oscillator: pad 29 and pad 30.

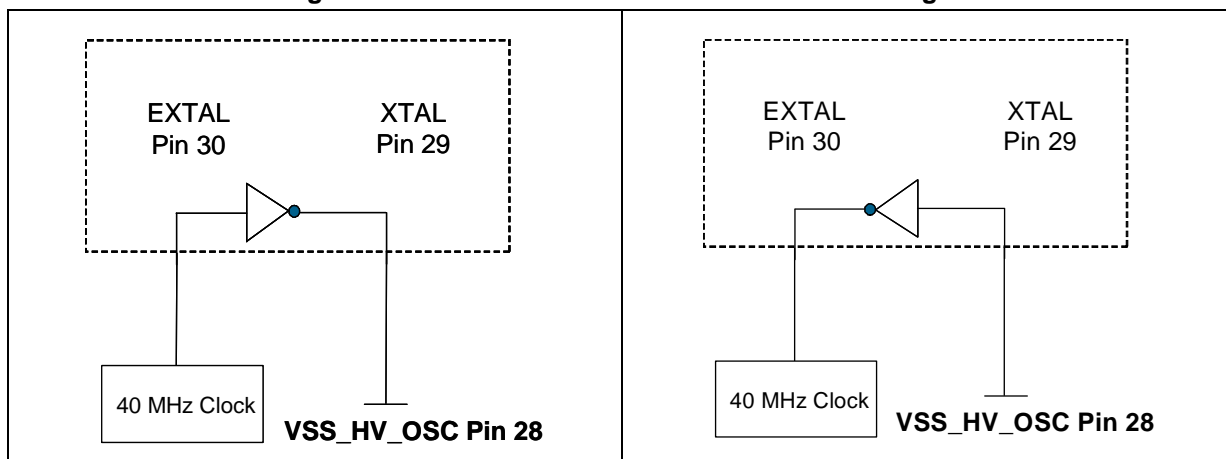
The SPC560Px/SPC56EL60 compatibility depends on the configuration of the internal oscillator.

If the oscillator is configured as bypass mode, the two pads are fully compatible (see [Figure 1](#) and [Figure 2](#)).

If the internal oscillator is working in crystal/oscillation mode (see [Figure 3](#) and [Figure 4](#)) the compatibility is achieved only if Rd is a 0 Ω resistor.

**Figure 1. SPC560Px XOSC circuit – bypass mode configuration**

**Figure 2. SPC56EL60 XOSC circuit – bypass mode configuration<sup>(1)</sup>**



1. In this mode, the analog portion of crystal oscillator (amplifier) is disabled. An external clock, compatible to CMOS levels, can be applied at EXTAL pad.



Figure 3. SPC560Px XOSC circuit – crystal/oscillation mode configuration

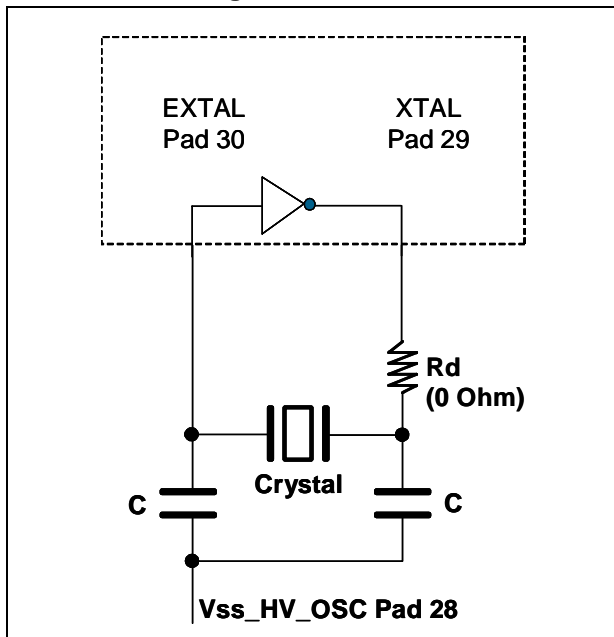
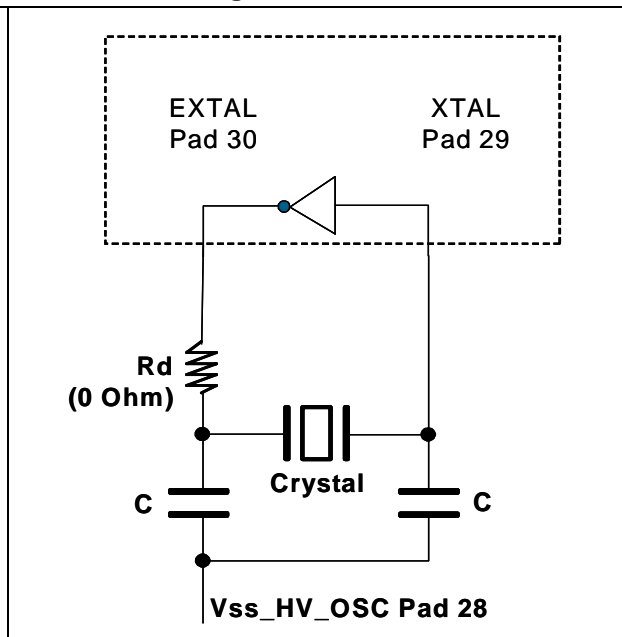


Figure 4. SPC56EL60 XOSC circuit – crystal/oscillation mode configuration



## 2.5 Reset pad

The negative logic reset on pad 31 differs between the two devices as follows:

- SPC560Px reset has an internal pull up.
- SPC56EL60 reset has an internal pull down.

This difference must be taken into account during the design of the external reset circuitry of a board which must be SPC560Px/SPC56EL60 compatible.

### 3 Summary

SPC560Px and SPC56EL60 have a very high level of pin compatibility in the LQFP144 package. If the suggestions described in this application note are implemented, a single PCB can be used for SPC560Px based and SPC56EL60 based applications.

## Appendix A Detailed pad list

### A.1 Pad 1 - NMI

Table 6. Pad 1 - NMI: fully compatible

SPC560Px	SPC56EL60	Comment
NMI		—

### A.2 Pad 2 - A[6]

Table 7. Pad 2 - A[6]: fully compatible

SPC560Px	SPC56EL60	Comment
GPIO[6]		—
EIRQ[6]		—
DSPI 1 - SCK		—

### A.3 Pad 3 - D[1]

Table 8. Pad 3 - D[1]: fully compatible

SPC560Px	SPC56EL60	Comment
GPIO[49]		—
eTimer - ETC[2]		—
CTU - EXT TRG		—
FlexRay - CA RX		—

### A.4 Pad 4 - F[4]

Table 9. Pad 4 - F[4]: fully compatible

SPC560Px	SPC56EL60	Comment
GPIO[84]		—
Nexus - MDO[3]		—

**A.5 Pad 5 - F[5]**

Table 10. Pad 5 - F[5]: fully compatible

SPC560Px	SPC56EL60	Comment
GPIO[85]		—
Nexus - MDO[2]		—

**A.6 Pad 6**

Table 11. Pad 6: fully compatible

SPC560Px	SPC56EL60	Comment
VDD_HV_IO0	VDD_HV_IO	—

**A.7 Pad 7**

Table 12. Pad 7: fully compatible

SPC560Px	SPC56EL60	Comment
VSS_HV_IO0	VSS_HV_IO	—

**A.8 Pad 8 - F[6]**

Table 13. Pad 8 - F[6]: fully compatible

SPC560Px	SPC56EL60	Comment
GPIO[86]		—
Nexus - MDO[1]		—

**A.9 Pad 9 - MDO0**

Table 14. Pad 9 - MDO0: fully compatible

SPC560Px	SPC56EL60	Comment
Nexus - MDO[0]		—

**A.10 Pad 10 - A[7]****Table 15. Pad 10 - A[7]: fully compatible**

SPC560Px	SPC56EL60	Comment
GPIO[7]		—
EIRQ[7]		—
DSPI 1 - SOUT		—

**A.11 Pad 11 - C[4]****Table 16. Pad 11 - C[4]: fully compatible**

SPC560Px	SPC56EL60	Comment
GPIO[36]		—
EIRQ[22]		—
DSPI 0 - CS 0		—
FlexPWM 0 - X[1]		—
SSCM - DEBUG[4]		—

**A.12 Pad 12 - A[8]****Table 17. Pad 12 - A[8]: fully compatible**

SPC560Px	SPC56EL60	Comment
GPIO[8]		—
EIRQ[8]		—
DSPI 1 - SIN		—

**A.13 Pad 13 - C[5]****Table 18. Pad 13 - C[5]: fully compatible**

SPC560Px	SPC56EL60	Comment
GPIO[37]		—
EIRQ[23]		—
FlexPWM - FAULT[3]		—
DSPI 0 - SCK		—
SSCM - DEBUG[5]		—

## A.14 Pad 14 - A[5]

Table 19. Pad 14 - A[5]: fully compatible

SPC560Px	SPC56EL60	Comment
GPIO[5]		—
EIRQ[5]		—
DSPI 1 - CS 0		—
eTimer 1 - ETC[5]		—
DSPI 0 - CS 7		—

## A.15 Pad 15 - C[7]

Table 20. Pad 15 - C[7]: fully compatible

SPC560Px	SPC56EL60	Comment
GPIO[39]		—
DSPI 0 - SIN		—
FlexPWM 0 - A[1]		—
SSCM - DEBUG[7]		—

## A.16 Pad 16

Table 21. Pad 16: non-compatible

SPC560Px	SPC56EL60	Comment
GPIO[35] - C[3]	—	SPC56EL60 does not support this digital IO.
EIRQ[21]	—	SPC56EL60 supports this functionality on pad 81. Compatibility on this functionality cannot be achieved.
DSPI 0 - CS 1	—	SPC56EL60 supports this functionality on pad 81. Compatibility on this functionality cannot be achieved.
eTimer - ETC[4]	—	SPC56EL60 supports this functionality on pad 81. Compatibility on this functionality cannot be achieved.
LINFlex 1 - TXD	—	Compatibility on this functionality can be achieved on pad 115.
—	VDD_HV_REG_0	SPC56EL60 has more pins dedicated to the power supply than SPC560Px.

**A.17 Pad 17****Table 22. Pad 17: fully compatible**

SPC560Px	SPC56EL60	Comment
VSS_LV_COR0	VSS_LV_COR	—

**A.18 Pad 18****Table 23. Pad 18: fully compatible**

SPC560Px	SPC56EL60	Comment
VDD_LV_COR0	VDD_LV_COR	—

**A.19 Pad 19 - F[7]****Table 24. Pad 19 - F[7]: fully compatible**

SPC560Px	SPC56EL60	Comment
GPIO[87]		—
Nexus - MCKO		—

**A.20 Pad 20 - F[8]****Table 25. Pad 20 - F[8]: fully compatible**

SPC560Px	SPC56EL60	Comment
GPIO[88]		—
Nexus - MSEO[1]		—

**A.21 Pad 21****Table 26. Pad 21: fully compatible**

SPC560Px	SPC56EL60	Comment
VDD_HV_IO1	VDD_HV_IO	—

**A.22 Pad 22****Table 27. Pad 22: fully compatible**

SPC560Px	SPC56EL60	Comment
VSS_HV_IO1	VSS_HV_IO	—

**A.23 Pad 23 - F[9]****Table 28. Pad 23 - F[9]: fully compatible**

SPC560Px	SPC56EL60	Comment
GPIO[89]		—
Nexus - MSEO0		—

**A.24 Pad 24 - F[10]****Table 29. Pad 24 - F[10]: fully compatible**

SPC560Px	SPC56EL60	Comment
GPIO[90]		—
Nexus - EVTO		—

**A.25 Pad 25 - F[11]****Table 30. Pad 25 - F[11]: fully compatible**

SPC560Px	SPC56EL60	Comment
GPIO[91]		—
Nexus - EVTI		—

**A.26 Pad 26 - D[9]****Table 31. Pad 26 - D[9]: fully compatible**

SPC560Px	SPC56EL60	Comment
GPIO[57]		—
FlexPWM 0 - X[0]		—
LINFlex 1 - TXD		—

**A.27 Pad 27 - VDD\_HV\_OSC****Table 32. Pad 27 - VDD\_HV\_OSC: fully compatible**

SPC560Px	SPC56EL60	Comment
VDD_HV_OSC		—



## A.28 Pad 28 - VSS\_HV\_OSC

Table 33. Pad 28 - VSS\_HV\_OSC: fully compatible

SPC560Px	SPC56EL60	Comment
VSS_HV_OSC		—

## A.29 Pad 29 - XTAL

Table 34. Pad 29 - XTAL: partially compatible<sup>(1)</sup>

SPC560Px	SPC56EL60	Comment
XTAL		—

1. For a detailed description of the compatibility refer to [Section 2.4](#).

## A.30 Pad 30 - EXTAL

Table 35. Pad 30 - EXTAL: partially compatible<sup>(1)</sup>

SPC560Px	SPC56EL60	Comment
EXTAL		—

1. For a detailed description of the compatibility refer to [Section 2.4](#).

## A.31 Pad 31 - RESET

Table 36. Pad 31 - RESET: partially compatible<sup>(1)</sup>

SPC560Px	SPC56EL60	Comment
RESET		—

1. For a detailed description of the compatibility refer to [Section 2.5](#).

## A.32 Pad 32 - D[8]

Table 37. Pad 32 - D[8]: upward compatible

SPC560Px	SPC56EL60	Comment
GPIO[56]		—
DSPI 1 - CS 2		—
DSPI 0 - CS 5		—

**Table 37. Pad 32 - D[8]: upward compatible (continued)**

SPC560Px	SPC56EL60	Comment
FlexPWM 0 - FAULT[3]		—
—	eTimer 1 - ETC[4]	SPC560Px supports this function on pad 16, 112, 128 and 143. Compatibility on this function can be achieved on pad 112, 128 and 143.

**A.33 Pad 33 - D[5]****Table 38. Pad 33 - D[5]: partially compatible**

SPC560Px	SPC56EL60	Comment
GPIO[53]		—
DSPI 0 - CS 3		—
FCU 0 - F[0]	—	For safety reasons SPC56EL60 has this function on a dedicated pad. Compatibility on the F[0] functionality can be achieved on pad 38.
DSPI 3 - SOUT	—	SPC56EL60 does not include the DSPI 3.
—	FlexPWM 0 - FAULT[2]	SPC560Px supports this function on pad 77, 123 and 130. Compatibility on this function can be achieved on pad 77.

**A.34 Pad 34 - D[6]****Table 39. Pad 34 - D[6]: partially compatible**

SPC560Px	SPC56EL60	Comment
GPIO[54]		—
FlexPWM 0 - FAULT[1]		—
DSPI 0 - CS 2		—
DSPI 3 - SCK	—	SPC56EL60 does not include the DSPI 3.
—	FlexPWM 0 - X[3]	SPC560Px supports this function on pad 85, 123 and 140. Compatibility on this function can be achieved on pad 85 and 140.

**A.35 Pad 35****Table 40. Pad 35: fully compatible**

SPC560Px	SPC56EL60	Comment
VSS_LV_COR3	VSS_LV_PLL0_PLL1	—

## A.36 Pad 36

Table 41. Pad 36: fully compatible

SPC560Px	SPC56EL60	Comment
VDD_LV_COR3	VDD_LV_PLL0_PLL1	—

## A.37 Pad 37 - D[7]

Table 42. Pad 37 - D[7]: partially compatible

SPC560Px	SPC56EL60	Comment
GPIO[55]		—
DSPI 1 - CS 3		—
DSPI 0 - CS 4		—
DSPI 3 - SIN	—	SPC56EL60 does not include the DSPI 3.
—	SWG	SPC560Px does not support the SWG.

## A.38 Pad 38

Table 43. Pad 38: partially compatible

SPC560Px	SPC56EL60	Comment
GPIO[96] - G[0]	—	Not supported by SPC56EL60
EIRQ[30]	—	SPC56EL60 supports this functionality on pad 106. Compatibility on this functionality cannot be achieved.
FCU - F[0]	FCCU - F[0]	FCU and FCCU both collect SoC faults to signal them on error out pins. Being an enhanced version of the FCU, the FCCU additionally can generate interrupt requests, as well as request safe mode transitions and internal resets for the SoC. For safety reasons on SPC56EL60 this pad is reserved for FCCU error out functionality.

## A.39 Pad 39

Table 44. Pad 39: non-compatible

SPC560Px	SPC56EL60	Comment
GPIO[65] - E[1]	—	Not supported by SPC56EL60

Table 44. Pad 39: non-compatible (continued)

SPC560Px	SPC56EL60	Comment
ADC 0 - AN[4]	—	This analog channel is supported by SPC56EL60 on pad 46.
—	VDD_LV_COR0_4	—

## A.40 Pad 40

Table 45. Pad 40: non-compatible

SPC560Px	SPC56EL60	Comment
GPIO[67] - E[3]	—	Not supported by SPC56EL60
ADC 0 - AN[6]	—	This analog channel is supported by SPC56EL60 on pad 48.
—	VSS_LV_COR0_4	—

## A.41 Pad 41 - C[1]

Table 46. Pad 41 - C[1]: fully compatible

SPC560Px	SPC56EL60	Comment
GPIO[33]		—
ADC 0 - AN[2]		—

## A.42 Pad 42 - E[4]

Table 47. Pad 42 - E[4]: fully compatible

SPC560Px	SPC56EL60	Comment
GPIO[68]		—
ADC 0 - AN[7]		—

## A.43 Pad 43 - B[7]

Table 48. Pad 43 - B[7]: fully compatible

SPC560Px	SPC56EL60	Comment
GPIO[23]		—
ADC 0 - AN[0]		—
LINFlex - RXD		—

## A.44 Pad 44 - E[5]

Table 49. Pad 44 - E[5]: fully compatible

SPC560Px	SPC56EL60	Comment
GPIO[69]		—
ADC 0 - AN[8]		—

## A.45 Pad 45 - C[2]

Table 50. Pad 45 - C[2]: fully compatible

SPC560Px	SPC56EL60	Comment
GPIO[34]		—
ADC 0 - AN[3]		—

## A.46 Pad 46 - E[6]

Table 51. Pad 46 - E[6]: fully compatible<sup>(1)</sup>

SPC560Px	SPC56EL60	Comment
GPIO[70]		—
ADC 0 - AN[9]	—	SPC56EL60 does not support this analog channel.
—	ADC 0 - AN[4]	SPC560Px supports this analog channel on pad 39.

1. If this pad is used as analog input a full compatibility is reached by software in such a way that a SPC560Px conversion on channel ADC0\_AN[9] corresponds to an SPC56EL60 conversion on channel ADC0\_AN[4].

## A.47 Pad 47 - B[8]

Table 52. Pad 47 - B[8]: fully compatible

SPC560Px	SPC56EL60	Comment
GPIO[24]		—
ADC 0 - AN[1]		—
eTimer - ETC[5]		—

### A.48 Pad 48 - E[7]

Table 53. Pad 48 - E[7]: fully compatible<sup>(1)</sup>

SPC560Px	SPC56EL60	Comment
GPIO[71]		—
ADC 0 - AN[10]	—	SPC56EL60 does not support this analog channel.
—	ADC 0 - AN[6]	SPC560Px supports this analog channel on pad 40.

1. If this pad is used as analog input a full compatibility is reached by software in such a way that a SPC560Px conversion on channel ADC0\_AN[10] corresponds to an SPC56EL60 conversion on channel ADC0\_AN[6].

### A.49 Pad 49 - E[2]

Table 54. Pad 49 - E[2]: fully compatible

SPC560Px	SPC56EL60	Comment
GPIO[66]		—
ADC 0 - AN[5]		—

### A.50 Pad 50

Table 55. Pad 50: fully compatible

SPC560Px	SPC56EL60	Comment
VDD_HV_AD0	VDD_HV_ADR0	—

### A.51 Pad 51

Table 56. Pad 51: fully compatible

SPC560Px	SPC56EL60	Comment
VSS_HV_AD0	VSS_HV_ADR0	—

### A.52 Pad 52 - B[9]

Table 57. Pad 52 - B[9]: fully compatible

SPC560Px	SPC56EL60	Comment
GPIO[25]		—
ADC 0/1 - AN[11]		—

**A.53 Pad 53 - B[10]****Table 58. Pad 53 - B[10]: fully compatible**

SPC560Px	SPC56EL60	Comment
GPIO[26]		—
ADC 0/1 - AN[12]		—

**A.54 Pad 54 - B[11]****Table 59. Pad 54 - B[11]: fully compatible**

SPC560Px	SPC56EL60	Comment
GPIO[27]		—
ADC 0/1 - AN[13]		—

**A.55 Pad 55 - B[12]****Table 60. Pad 55 - B[12]: fully compatible**

SPC560Px	SPC56EL60	Comment
GPIO[28]		—
ADC 0/1 - AN[14]		—

**A.56 Pad 56****Table 61. Pad 56: fully compatible**

SPC560Px	SPC56EL60	Comment
VDD_HV_AD1	VDD_HV_ADR1	—

**A.57 Pad 57****Table 62. Pad 57: fully compatible**

SPC560Px	SPC56EL60	Comment
VSS_HV_AD1	VSS_HV_ADR1	—

**A.58 Pad 58****Table 63. Pad 58: non-compatible**

SPC560Px	SPC56EL60	Comment
GPI0[63] - D[15]	—	SPC56EL60 does not support this digital IO.
ADC 1 - AN[4]	—	SPC56EL60 supports this analog channel on pad 65.
—	VDD_HV_ADV0_ADV1	—

**A.59 Pad 59****Table 64. Pad 59: non-compatible**

SPC560Px	SPC56EL60	Comment
GPI0[72] - E[8]	—	SPC56EL60 does not support this digital IO.
ADC 1 - AN[6]	—	SPC56EL60 supports this analog channel on pad 67.
—	VSS_HV_ADV0_ADV1	—

**A.60 Pad 60 - B[13]****Table 65. Pad 60 - B[13]: fully compatible**

SPC560Px	SPC56EL60	Comment
GPI0[29]		—
ADC 1 - AN[0]		—
LINFlex 1 - RXD		—

**A.61 Pad 61 - E[9]****Table 66. Pad 61 - E[9]: fully compatible**

SPC560Px	SPC56EL60	Comment
GPI0[73]		—
ADC 1 - AN[7]		—



## A.62 Pad 62 - B[15]

Table 67. Pad 62 - B[15]: fully compatible

SPC560Px	SPC56EL60	Comment
GPIO[31]		—
EIRQ[20]		—
ADC 1 - AN[2]		—

## A.63 Pad 63 - E[10]

Table 68. Pad 63 - E[10]: fully compatible

SPC560Px	SPC56EL60	Comment
GPIO[74]		—
ADC 1 - AN[8]		—

## A.64 Pad 64 - B[14]

Table 69. Pad 64 - B[14]: fully compatible

SPC560Px	SPC56EL60	Comment
GPIO[30]		—
EIRQ[19]		—
eTimer 0 - ETC[4]		—
ADC 1 - AN[1]		—

## A.65 Pad 65 - B[11]

Table 70. Pad 65 - B[11]: fully compatible<sup>(1)</sup>

SPC560Px	SPC56EL60	Comment
GPIO[75]		—
ADC 1 - AN[9]	—	SPC56EL60 does not support this analog channel.
—	ADC 1 - AN[4]	SPC560Px supports this analog channel on pad 58.

1. If this pad is used as analog input a full compatibility is reached by software in such a way that a SPC560Px conversion on channel ADC1\_AN[9] corresponds to an SPC56EL60 conversion on channel ADC1\_AN[4].

**A.66 Pad 66 - C[0]****Table 71. Pad 66 - C[0]: fully compatible**

SPC560Px	SPC56EL60	Comment
GPIO[32]		—
ADC 1 - AN[3]		—

**A.67 Pad 67 - E[12]****Table 72. Pad 67 - E[12]: fully compatible<sup>(1)</sup>**

SPC560Px	SPC56EL60	Comment
GPIO[76]		—
ADC 1 - AN[10]	—	SPC56EL60 does not support this analog channel.
—	ADC 1 - AN[6]	SPC560Px supports this analog channel on pad 59.

1. If this pad is used as analog input a full compatibility is reached by software in such a way that a SPC560Px conversion on channel ADC1\_AN[10] corresponds to an SPC56EL60 conversion on channel ADC1\_AN[6].

**A.68 Pad 68 - E[0]****Table 73. Pad 68 - E[0]: fully compatible**

SPC560Px	SPC56EL60	Comment
GPIO[64]		—
ADC 1 - AN[5]		—

**A.69 Pad 69 - BCTRL****Table 74. Pad 69 - BCTRL: fully compatible**

SPC560Px	SPC56EL60	Comment
BCTRL		—

**A.70 Pad 70****Table 75. Pad 70: fully compatible**

SPC560Px	SPC56EL60	Comment
VDD_LV_REGCOR	VDD_LV_COR	—

## A.71 Pad 71

Table 76. Pad 71: fully compatible

SPC560Px	SPC56EL60	Comment
VSS_LV_REGCOR	VSS_LV_COR	—

## A.72 Pad 72

Table 77. Pad 72: fully compatible

SPC560Px	SPC56EL60	Comment
VDD_HV_REG	VDD_HV_PMU	—

## A.73 Pad 73 - A[0]

Table 78. Pad 73 - A[0]: partially compatible

SPC560Px	SPC56EL60	Comment
GPIO[0]		—
EIRQ[0]		—
eTimer 0 - ETC[0]		—
DSPI 2 - SCK		—
FCU - F[0]	—	For safety reasons SPC56EL60 supports this function on a dedicated pad. Compatibility on the F[0] functionality can be achieved on pad 38.

## A.74 Pad 74 - A[1]

Table 79. Pad 74 - A[1]: partially compatible

SPC560Px	SPC56EL60	Comment
GPIO[1]		—
EIRQ[1]		—
eTimer - ETC[1]		—
DSPI 2 - SOUT		—
FCU - F[1]	—	For safety reasons SPC56EL60 supports this function on a dedicated pad. Compatibility on the F[1] functionality can be achieved on this pad.

### A.75 Pad 75 - G[11]

Table 80. Pad 75 - G[11]: partially compatible

SPC560Px	SPC56EL60	Comment
GPIO[107]		—
FlexPWM 0 - FAULT[3]		—
—	FlexRay - DBG 3	SPC560Px supports this function on pad 139, but compatibility with SPC56EL60 cannot be achieved. This function is used for debugging purposes according to the FlexRay protocol.

### A.76 Pad 76 - D[10]

Table 81. Pad 76 - D[10]: partially compatible

SPC560Px	SPC56EL60	Comment
GPIO[58]		—
FlexPWM 0 - A[0]		—
DSPI 3 - CS 0	—	SPC56EL60 does not include the DSPI 3.
—	eTimer 0 - ETC[0]	Compatibility can be achieved on pad 73.

### A.77 Pad 77 - G[10]

Table 82. Pad 77 - G[10]: upward compatible

SPC560Px	SPC56EL60	Comment
GPIO[106]		—
FlexPWM 0 - FAULT[2]		—
—	FlexRay - DBG 2	SPC560Px supports this function on pad 137, but compatibility with SPC56EL60 cannot be achieved. This function is used for debugging purposes according to the FlexRay protocol.
—	DSPI 2 - CS 3	SPC560Px supports this function on pad 82 and pad 123. Compatibility with SPC56EL60 can be achieved using pad 82.

## A.78 Pad 78 - D[11]

Table 83. Pad 78 - D[11]: partially compatible

SPC560Px	SPC56EL60	Comment
GPIO[59]		—
FlexPWM 0 - B[0]		—
DSPI 3 - CS 1	—	SPC56EL60 does not include the DSPI 3.
—	eTimer 0 - ETC[1]	Full compatibility on this function can be achieved on pad 74.

## A.79 Pad 79 - G[9]

Table 84. Pad 79 - G[9]: upward compatible

SPC560Px	SPC56EL60	Comment
GPIO[105]		—
FlexPWM 0 - FAULT[1]		—
—	EIRQ[29]	SPC560Px supports this function on pad 135, but full compatibility cannot be achieved.
—	FlexRay - DBG 1	SPC560Px supports this function on pad 135, but full compatibility cannot be achieved. This function is used for debugging purposes according to the FlexRay protocol.
—	DSPI 1 - CS 1	SPC560Px supports this function on pad 130, but full compatibility cannot be achieved.

## A.80 Pad 80 - C[11]

Table 85. Pad 80 - C[11]: partially compatible

SPC560Px	SPC56EL60	Comment
GPIO[43]		—
eTimer 0 - ETC[4]		—
DSPI 2 - CS 2		—
DSPI 3 - CS 0	—	SPC56EL60 does not include the DSPI 3.

**A.81 Pad 81 - G[8]****Table 86. Pad 81 - G[8]: upward compatible**

SPC560Px	SPC56EL60	Comment
GPIO[104]		—
FlexPWM 0 - FAULT[0]		—
—	EIRQ[21]	SPC560Px supports this function on pad 16, but full compatibility cannot be achieved.
—	FlexRay - DBG 0	SPC560Px supports this function on pad 133, but full compatibility cannot be achieved. This function is used for debugging purposes according to the FlexRay protocol.
—	DSPI 0 - CS 1	SPC560Px supports this function on pad 16, but full compatibility cannot be achieved.

**A.82 Pad 82 - C[12]****Table 87. Pad 82 - C[12]: partially compatible**

SPC560Px	SPC56EL60	Comment
GPIO[44]		—
eTimer 0 - ETC[5]		—
DSPI 2 - CS 3		—
DSPI 3 - CS 1	—	SPC56EL60 does not include the DSPI 3.

**A.83 Pad 83 - G[7]****Table 88. Pad 83 - G[7]: fully compatible**

SPC560Px	SPC56EL60	Comment
GPIO[103]		—
FlexPWM 0 - B[3]		—

**A.84 Pad 84 - A[2]****Table 89. Pad 84 - A[2]: fully compatible**

SPC560Px	SPC56EL60	Comment
GPIO[2]		—
EIRQ[2]		—
DSPI 2 - SIN		—
ABS[0]		—

Table 89. Pad 84 - A[2]: fully compatible (continued)

SPC560Px	SPC56EL60	Comment
eTimer - ETC[2]		—
FlexPWM 0 - A[3]		—

## A.85 Pad 85 - G[5]

Table 90. Pad 85 - G[5]: upward compatible

SPC560Px	SPC56EL60	Comment
GPIO[101]		—
FlexPWM 0 - X[3]		—
—	DSP1 2 - CS 3	SPC560Px supports this function on pad 82 and 123. Compatibility can be achieved using pad 82.

## A.86 Pad 86

Table 91. Pad 86: upward compatible

SPC560Px	SPC56EL60	Comment
—	GPIO[21] - [B5]	—
JTAG - TDI		—

## A.87 Pad 87 - TMS

Table 92. Pad 87 - TMS: fully compatible

SPC560Px	SPC56EL60	Comment
TMS		—

## A.88 Pad 88 - TCK

Table 93. Pad 88 - TCK: fully compatible

SPC560Px	SPC56EL60	Comment
TCK		—

**A.89 Pad 89****Table 94. Pad 89: upward compatible**

SPC560Px	SPC56EL60	Comment
—	GPIO[20] - [B4]	—
JTAG - TDO		—

**A.90 Pad 90****Table 95. Pad 90: fully compatible**

SPC560Px	SPC56EL60	Comment
VSS_HV_IO2	VSS_HV_IO	—

**A.91 Pad 91****Table 96. Pad 91: fully compatible**

SPC560Px	SPC56EL60	Comment
VDD_HV_IO2	VDD_HV_IO	—

**A.92 Pad 92 - A[3]****Table 97. Pad 92 - A[3]: fully compatible**

SPC560Px	SPC56EL60	Comment
GPIO[3]		—
EIRQ[3]		—
eTimer 0 - ETC[3]		—
DSPI 2 - CS 0		—
FlexPWM 0 - B[3]		—
ABS[2]		—

**A.93 Pad 93****Table 98. Pad 93: fully compatible**

SPC560Px	SPC56EL60	Comment
VDD_LV_COR1	VDD_LV_COR	—



## A.94 Pad 94

Table 99. Pad 94: fully compatible

SPC560Px	SPC56EL60	Comment
VSS_LV_COR1	VSS_LV_COR	—

## A.95 Pad 95

Table 100. Pad 95: non-compatible

SPC560Px	SPC56EL60	Comment
GPIO[61] - D[13]	—	SPC56EL60 does not support this digital IO channel.
FlexPWM 0 - A[1]	—	SPC56EL60 supports this function on pad 15, 124 and 133. Compatibility can be achieved on pad 15 and 124.
DSPI 3 - CS 2	—	SPC56EL60 does not include the DSPI 3.
DSPI 2 - SOUT	—	Compatibility on this function can be achieved on pad 74 and 122.
—	VDD_HV_REG_1	—

## A.96 Pad 96

Table 101. Pad 96: fully compatible

SPC560Px	SPC56EL60	Comment
VSS_HV_FL	VSS_HV_FL_A	—

## A.97 Pad 97

Table 102. Pad 97: fully compatible

SPC560Px	SPC56EL60	Comment
VDD_HV_FL	VDD_HV_FL_A	—

## A.98 Pad 98 - G[6]

Table 103. Pad 98 - G[6]: fully compatible

SPC560Px	SPC56EL60	Comment
GPIO[102]		—
FlexPWM 0 - A[3]		—

### A.99 Pad 99 - D[12]

Table 104. Pad 99 - D[12]: fully compatible

SPC560Px	SPC56EL60	Comment
GPIO[60]		—
LINFlex - RXD		—
FlexPWM 0 - X[1]		—

### A.100 Pad 100 - G[4]

Table 105. Pad 100 - G[4]: upward compatible

SPC560Px	SPC56EL60	Comment
GPIO[100]		—
FlexPWM 0 - B[2]		—
—	eTimer 0 - ETC[5]	Compatibility on this function can be achieved on pad 47 and pad 82.

### A.101 Pad 101 - C[13]

Table 106. Pad 101 - C[13]: fully compatible

SPC560Px	SPC56EL60	Comment
GPIO[45]		—
CTU 0 - EXT IN		—
FlexPWM 0 - Ext Sync		—
eTimer 1 - ETC[1]		—

### A.102 Pad 102 - G[2]

Table 107. Pad 102 - G[2]: upward compatible

SPC560Px	SPC56EL60	Comment
GPIO[98]		—
FlexPWM 0 - X[2]		—
—	DSP1 1 - CS 1	SPC560Px supports this function on pad 130, but compatibility cannot be achieved.

**A.103 Pad 103 - C[14]****Table 108. Pad 103 - C[14]: fully compatible**

SPC560Px	SPC56EL60	Comment
GPIO[46]		—
eTimer 1 - ETC[2]		—
CTU 0 - EXT TGR		—

**A.104 Pad 104 - G[3]****Table 109. Pad 104 - G[3]: upward compatible**

SPC560Px	SPC56EL60	Comment
GPIO[99]		—
FlexPWM 0 - A[2]		—
—	eTimer 0 - ETC[4]	Compatibility on this function can be achieved on pad 64, 80 and 108.

**A.105 Pad 105 - D[14]****Table 110. Pad 105 - D[14]: partially compatible**

SPC560Px	SPC56EL60	Comment
GPIO[62]		—
FlexPWM 0 - B[1]		—
DSPI 3 - SIN	—	SPC56EL60 does not include the DSPI 3.
DSPI 3 - CS 3	—	
—	eTimer 0 - ETC[3]	Compatibility on this function can be achieved using pad 92.

**A.106 Pad 106 - F[12]****Table 111. Pad 106 - F[12]: upward compatible**

SPC560Px	SPC56EL60	Comment
GPIO[92]		—
eTimer 1 - ETC[3]		—
—	EIRQ[30]	SPC560Px supports this function on pad 96. Compatibility cannot be achieved.

**A.107 Pad 107 - VPP\_TEST**

Table 112. Pad 107 - VPP\_TEST: fully compatible

SPC560Px	SPC56EL60	Comment
VPP_TEST		—

**A.108 Pad 108 - A[4]**

Table 113. Pad 108 - A[4]: fully compatible

SPC560Px	SPC56EL60	Comment
GPIO[4]		—
EIRQ[4]		—
FAB		—
DSPI 2 - CS 1		—
eTimer 0 - ETC[4]		—
eTimer 1 - ETC[0]		—

**A.109 Pad 109 - B[0]**

Table 114. Pad 109 - B[0]: fully compatible

SPC560Px	SPC56EL60	Comment
GPIO[16]		—
EIRQ[15]		—
CAN 0 - TXD		—
eTimer 1 - ETC[2]		—
SSCM - DEBUG[0]		—

**A.110 Pad 110 - B[1]**

Table 115. Pad 110 - B[1]: upward compatible

SPC560Px	SPC56EL60	Comment
GPIO[17]		—
EIRQ[16]		—
CAN 0 - RXD		—
eTimer 1 - ETC[3]		—

Table 115. Pad 110 - B[1]: upward compatible (continued)

SPC560Px	SPC56EL60	Comment
SSCM - DEBUG[1]		—
—	CAN 1 - RXD	Compatibility on this function can be achieved on pad 144.

### A.111 Pad 111 - C[10]

Table 116. Pad 111 - C[10]: fully compatible

SPC560Px	SPC56EL60	Comment
GPIO[42]		—
FlexPWM 0 - FAULT[1]		—
DSPI 2 - CS 2		—
FlexPWM 0 - A[3]		—

### A.112 Pad 112 - F[13]

Table 117. Pad 112 - F[13]: upward compatible

SPC560Px	SPC56EL60	Comment
GPIO[93]		—
eTimer 1 - ETC[4]		—
—	EIRQ[31]	SPC560Px supports this function on pad 141. Compatibility cannot be achieved.

### A.113 Pad 113 - F[15]

Table 118. Pad 113 - F[15]: fully compatible

SPC560Px	SPC56EL60	Comment
GPIO[95]		—
LINFlex 1 - RXD		—

### A.114 Pad 114 - B[2]

Table 119. Pad 114 - B[2]: fully compatible

SPC560Px	SPC56EL60	Comment
GPIO[18]		—
EIRQ[17]		—

**Table 119. Pad 114 - B[2]: fully compatible (continued)**

SPC560Px	SPC56EL60	Comment
LINFlex 0 - TXD		—
SSCM - DEBUG[2]		—

**A.115 Pad 115 - F[14]**

**Table 120. Pad 115 - F[14]: fully compatible**

SPC560Px	SPC56EL60	Comment
GPIO[94]		—
LINFlex 1 - TXD		—

**A.116 Pad 116 - B[3]**

**Table 121. Pad 116 - B[3]: fully compatible**

SPC560Px	SPC56EL60	Comment
GPIO[19]		—
LINFlex 0 - RXD		—
SSCM - DEBUG[3]		—

**A.117 Pad 117 - E[13]**

**Table 122. Pad 117 - E[13]: partially compatible**

SPC560Px	SPC56EL60	Comment
GPIO[77]		—
EIRQ[25]		—
DSPI 3 - SCK	—	SPC56EL60 does not include the DSPI 3.
—	eTimer 0 - ETC[5]	Compatibility on this functionality can be achieved on pad 24 and 82.
—	DSPI 2 - CS 3	SPC560Px supports this function on pad 82 and 123. Compatibility can be achieved pad 82.

**A.118 Pad 118 - A[10]****Table 123. Pad 118 - A[10]: fully compatible**

SPC560Px	SPC56EL60	Comment
GPIO[10]		—
EIRQ[9]		—
DSPI 2 - CS 0		—
FlexPWM 0 - B[0]		—
FlexPWM 0 - X[2]		—

**A.119 Pad 119 - E[14]****Table 124. Pad 119 - E[14]: partially compatible**

SPC560Px	SPC56EL60	Comment
GPIO[78]		—
EIRQ[26]		—
DSPI 3 - SOUT	—	SPC56EL60 does not include the DSPI 3.
—	eTimer 1 - ETC[5]	Compatibility can be achieved using pad 14, 129 and 144.

**A.120 Pad 120 - A[11]****Table 125. Pad 120 - A[11]: fully compatible**

SPC560Px	SPC56EL60	Comment
GPIO[11]		—
EIRQ[10]		—
DSPI 2 - SCK		—
FlexPWM 0 - A[0]		—
FlexPWM 0 - A[2]		—

**A.121 Pad 121 - E[15]****Table 126. Pad 121 - E[15]: partially compatible**

SPC560Px	SPC56EL60	Comment
GPIO[79]		—
EIRQ[27]		—

Table 126. Pad 121 - E[15]: partially compatible (continued)

SPC560Px	SPC56EL60	Comment
DSPI 3 - SIN	—	SPC56EL60 does not include the DSPI 3.
—	DSPI 0 - CS 1	SPC560Px supports this function on pad 16, but compatibility cannot be achieved.

## A.122 Pad 122 - A[12]

Table 127. Pad 122 - A[12]: fully compatible

SPC560Px	SPC56EL60	Comment
GPIO[12]	—	—
EIRQ[11]	—	—
DSPI 2 - SOUT	—	—
FlexPWM 0 - A[2]	—	—
FlexPWM 0 - B[2]	—	—

## A.123 Pad 123

Table 128. Pad 123: non-compatible

SPC560Px	SPC56EL60	Comment
GPIO[41] - C[9]	—	SPC56EL60 does not support this function.
FlexPWM 0 - FAULT[2]	—	SPC56EL60 supports this function on pad 33 and 77. Compatibility can be achieved using pad 77.
DSPI 2 - CS 3	—	SPC56EL60 supports this function on pad 77, 82, 85 and 117. Compatibility can be achieved using pad 82.
FlexPWM 0 - X[3]	—	SPC56EL60 supports this function on pad 34, 85 and 140. Compatibility can be achieved using pad 85 and 140.
—	JCOMP	SPC560Px does not support this function.

## A.124 Pad 124 - C[15]

Table 129. Pad 124 - C[15]: fully compatible

SPC560Px	SPC56EL60	Comment
GPIO[47]	—	—
CTU 0 - EXT IN	—	—
FlexPWM 0 - Ext Sync	—	—



Table 129. Pad 124 - C[15]: fully compatible (continued)

SPC560Px	SPC56EL60	Comment
	FlexRay - CA TR	—
	eTimer 1 - ETC[0]	—
	FlexPWM 0 - A[1]	—

## A.125 Pad 125 - D[0]

Table 130. Pad 125 - D[0]: fully compatible

SPC560Px	SPC56EL60	Comment
	GPIO[48]	—
	FlexRay - CA TX	—
	eTimer 1 - ETC[1]	—
	FlexPWM 0 - B[1]	—

## A.126 Pad 126

Table 131. Pad 126: fully compatible

SPC560Px	SPC56EL60	Comment
VDD_HV_IO3	VDD_HV_IO	—

## A.127 Pad 127

Table 132. Pad 127: fully compatible

SPC560Px	SPC56EL60	Comment
VSS_HV_IO3	VSS_HV_IO	—

## A.128 Pad 128 - D[3]

Table 133. Pad 128 - D[3]: fully compatible

SPC560Px	SPC56EL60	Comment
	GPIO[51]	—
	FlexRay - CB TX	—
	eTimer 1 - ETC[4]	—
	FlexPWM 0 - A[3]	—

### A.129 Pad 129 - D[4]

Table 134. Pad 129 - D[4]: fully compatible

SPC560Px	SPC56EL60	Comment
GPIO[52]		—
FlexRay 0 - CB TR EN		—
eTimer 1 - ETC[5]		—
FlexPWM 0 - B[3]		—

### A.130 Pad 130

Table 135. Pad 130: non-compatible

SPC560Px	SPC56EL60	Comment
GPIO[40] - C[8]	—	SPC56EL60 does not support this feature.
FlexPWM 0 - FAULT[2]	—	SPC56EL60 supports this function on pad 33 and 77. Compatibility can be achieved using pad 77.
DSPI 1 - CS 1	—	SPC56EL60 supports this function on pad 79 and 102. Compatibility cannot be achieved.
DSPI 0 - CS 6	—	SPC56EL60 supports this function on pad 139. Compatibility cannot be achieved.
—	VDD_HV_REG_2	—

### A.131 Pad 131

Table 136. Pad 131: fully compatible

SPC560Px	SPC56EL60	Comment
VDD_LV_COR2	VDD_LV_COR	—

### A.132 Pad 132

Table 137. Pad 132: fully compatible

SPC560Px	SPC56EL60	Comment
VSS_LV_COR2	VSS_LV_COR	—

### A.133 Pad 133 - F[0]

Table 138. Pad 133 - F[0]: partially compatible

SPC560Px	SPC56EL60	Comment
GPIO[80]		—
EIRQ[28]		—
FlexRay - DBG 0	—	SPC56EL60 supports this function on pad 81, but compatibility on this function cannot be achieved. This function is used for debugging purposes according to the FlexRay protocol.
DSPI 3 - CS 3	—	SPC56EL60 does not include the DSPI 3.
—	FlexPWM 0 - A[1]	SPC560Px supports this function on pad 15, 95 and 124. Compatibility can be achieved using pad 15 and 124.
—	eTimer 0 - ETC[2]	Compatibility on this function can be achieved using pad 84.

### A.134 Pad 134 - A[9]

Table 139. Pad 134 - A[9]: fully compatible

SPC560Px	SPC56EL60	Comment
GPIO[9]		—
FlexPWM 0 - FAULT[0]		—
DSPI 2 - CS 1		—
FlexPWM 0 - B[3]		—

### A.135 Pad 135

Table 140. Pad 135: non-compatible

SPC560Px	SPC56EL60	Comment
GPIO[81] - F[1]	—	SPC56EL60 does not support this function.
EIRQ[29]	—	SPC56EL60 supports this function on pad 79. Compatibility cannot be achieved.
FlexRay - DBG 1	—	SPC56EL60 supports this function on pad 79. Compatibility cannot be achieved. This function is used for debugging purposes according to the FlexRay protocol.
DSPI 3 - CS 2	—	SPC56EL60 does not include the DSPI 3.
—	VDD_LV_COR	—

**A.136 Pad 136 - A[13]****Table 141. Pad 136 - A[13]: fully compatible**

SPC560Px	SPC56EL60	Comment
GPIO[13]		—
EIRQ[12]		—
DSPI 2 - SIN		—
FlexPWM 0 - FAULT[0]		—
FlexPWM 0 - B[2]		—

**A.137 Pad 137****Table 142. Pad 137: non-compatible**

SPC560Px	SPC56EL60	Comment
GPIO[82] - F[2]	—	SPC56EL60 does not support this digital IO.
FlexRay - DBG 2	—	SPC56EL60 supports this function on pad 77. Compatibility cannot be achieved. This function is used for debugging purposes according to the FlexRay protocol.
DSPI 3 - CS 1	—	SPC56EL60 does not include the DSPI 3.
—	VSS_LV_COR	—

**A.138 Pad 138 - B[6]****Table 143. Pad 138 - B[6]: fully compatible**

SPC560Px	SPC56EL60	Comment
GPIO[22]		—
EIRQ[18]		—
CLKOUT		—
DSPI 2 - CS 2		—

### A.139 Pad 139 - F[3]

Table 144. Pad 139 - F[3]: partially compatible

SPC560Px	SPC56EL60	Comment
GPIO[83]		—
FlexRay - DBG 3	—	SPC56EL60 supports this function on pad 75, but on this function cannot be achieved. This function is used for debugging purposes according to the FlexRay protocol.
DSPI 3 - CS 0	—	SPC56EL60 does not include the DSPI 3.
—	DSPI 0 - CS6	SPC560Px supports this function on pad 130 but compatibility cannot be achieved.

### A.140 Pad 140 - D[2]

Table 145. Pad 140 - D[2]: fully compatible

SPC560Px	SPC56EL60	Comment
GPIO[50]		—
FlexRay - CB RX		—
eTimer 1 - ETC[3]		—
FlexPWM 0 - X[3]		—

### A.141 Pad 141

Table 146. Pad 141: partially compatible

SPC560Px	SPC56EL60	Comment
GPIO[97] - G[1]	—	SPC56EL60 does not support this digital IO.
EIRQ[31]	—	SPC56EL60 supports this function on pad 112, but compatibility cannot be achieved.
FCU - F[1]	FCCU - F[1]	—

**A.142 Pad 142 - C[6]****Table 147. Pad 142 - C[6]: fully compatible**

SPC560Px	SPC56EL60	Comment
GPIO[38]		—
EIRQ[24]		—
DSPI 0 - SOUT		—
FlexPWM 0 - B[1]		—
SSCM - DEBUG[6]		—

**A.143 Pad 143 - A[14]****Table 148. Pad 143 - A[14]: fully compatible**

SPC560Px	SPC56EL60	Comment
GPIO[14]		—
EIRQ[13]		—
Safety Port - TX		—
eTimer - ETC[4]		—

**A.144 Pad 144 - A[15]****Table 149. Pad 144 - A[15]: fully compatible**

SPC560Px	SPC56EL60	Comment
GPIO[15]		—
EIRQ[14]		—
eTimer 1 - ETC[5]		—
Safety Port - RX	CAN 1 - RXD	—

## Revision history

**Table 150. Document revision history**

Date	Revision	Changes
08-Mar-2011	1	Initial release
17-Sep-2013	2	Updated disclaimer.

**Please Read Carefully:**

Information in this document is provided solely in connection with ST products. STMicroelectronics NV and its subsidiaries ("ST") reserve the right to make changes, corrections, modifications or improvements, to this document, and the products and services described herein at any time, without notice.

All ST products are sold pursuant to ST's terms and conditions of sale.

Purchasers are solely responsible for the choice, selection and use of the ST products and services described herein, and ST assumes no liability whatsoever relating to the choice, selection or use of the ST products and services described herein.

No license, express or implied, by estoppel or otherwise, to any intellectual property rights is granted under this document. If any part of this document refers to any third party products or services it shall not be deemed a license grant by ST for the use of such third party products or services, or any intellectual property contained therein or considered as a warranty covering the use in any manner whatsoever of such third party products or services or any intellectual property contained therein.

**UNLESS OTHERWISE SET FORTH IN ST'S TERMS AND CONDITIONS OF SALE ST DISCLAIMS ANY EXPRESS OR IMPLIED WARRANTY WITH RESPECT TO THE USE AND/OR SALE OF ST PRODUCTS INCLUDING WITHOUT LIMITATION IMPLIED WARRANTIES OF MERCHANTABILITY, FITNESS FOR A PARTICULAR PURPOSE (AND THEIR EQUIVALENTS UNDER THE LAWS OF ANY JURISDICTION), OR INFRINGEMENT OF ANY PATENT, COPYRIGHT OR OTHER INTELLECTUAL PROPERTY RIGHT.**

**ST PRODUCTS ARE NOT DESIGNED OR AUTHORIZED FOR USE IN: (A) SAFETY CRITICAL APPLICATIONS SUCH AS LIFE SUPPORTING, ACTIVE IMPLANTED DEVICES OR SYSTEMS WITH PRODUCT FUNCTIONAL SAFETY REQUIREMENTS; (B) AERONAUTIC APPLICATIONS; (C) AUTOMOTIVE APPLICATIONS OR ENVIRONMENTS, AND/OR (D) AEROSPACE APPLICATIONS OR ENVIRONMENTS. WHERE ST PRODUCTS ARE NOT DESIGNED FOR SUCH USE, THE PURCHASER SHALL USE PRODUCTS AT PURCHASER'S SOLE RISK, EVEN IF ST HAS BEEN INFORMED IN WRITING OF SUCH USAGE, UNLESS A PRODUCT IS EXPRESSLY DESIGNATED BY ST AS BEING INTENDED FOR "AUTOMOTIVE, AUTOMOTIVE SAFETY OR MEDICAL" INDUSTRY DOMAINS ACCORDING TO ST PRODUCT DESIGN SPECIFICATIONS. PRODUCTS FORMALLY ESCC, QML OR JAN QUALIFIED ARE DEEMED SUITABLE FOR USE IN AEROSPACE BY THE CORRESPONDING GOVERNMENTAL AGENCY.**

Resale of ST products with provisions different from the statements and/or technical features set forth in this document shall immediately void any warranty granted by ST for the ST product or service described herein and shall not create or extend in any manner whatsoever, any liability of ST.

ST and the ST logo are trademarks or registered trademarks of ST in various countries.

Information in this document supersedes and replaces all information previously supplied.

The ST logo is a registered trademark of STMicroelectronics. All other names are the property of their respective owners.

© 2013 STMicroelectronics - All rights reserved

STMicroelectronics group of companies

Australia - Belgium - Brazil - Canada - China - Czech Republic - Finland - France - Germany - Hong Kong - India - Israel - Italy - Japan - Malaysia - Malta - Morocco - Philippines - Singapore - Spain - Sweden - Switzerland - United Kingdom - United States of America

[www.st.com](http://www.st.com)