

24 V Vehicle network conform truck car alternator regulator IC with LIN interface

Data brief



- Diagnostic via LIN
- 24 V Systems
- Self start function
- Load response control (LRC)
- Field monitor (FM) output
- Thermal shutdown
- Package TQFP44EP 10x10

Description

The L9924L is a controlled multifunctional alternator regulator intended to be used for commercial and agricultural vehicles. It supports 24 V System. The control can be achieved through different communication protocol: LIN, RCV, PCM, C_term, BSS. It is a System-In-Package solution with smart power alternator regulator IC and 8-bit microcontroller (non-monolithic approach). It includes the control section, fault diagnostic circuit which drives a warning lamp, and the protection against short circuits.

This device regulates in close loop the output of an automotive generator by controlling the field winding current by means of a Pulse-Width Modulation (PWM) of an external high side or low side driver at fixed frequency.

Features

- System in package smart power alternator regulator and 8-bit microcontroller (non-monolithic approach)
- Protected high/low side field pre-driver for external MOS
- Field short circuit protection
- Regulated voltage driven by ECU (programmable protocol driven)
- Regulated voltage thermally compensated (without protocol)
- Lamp driver (wake up and warning detection)

Contents

- 1 Application schematic 3**

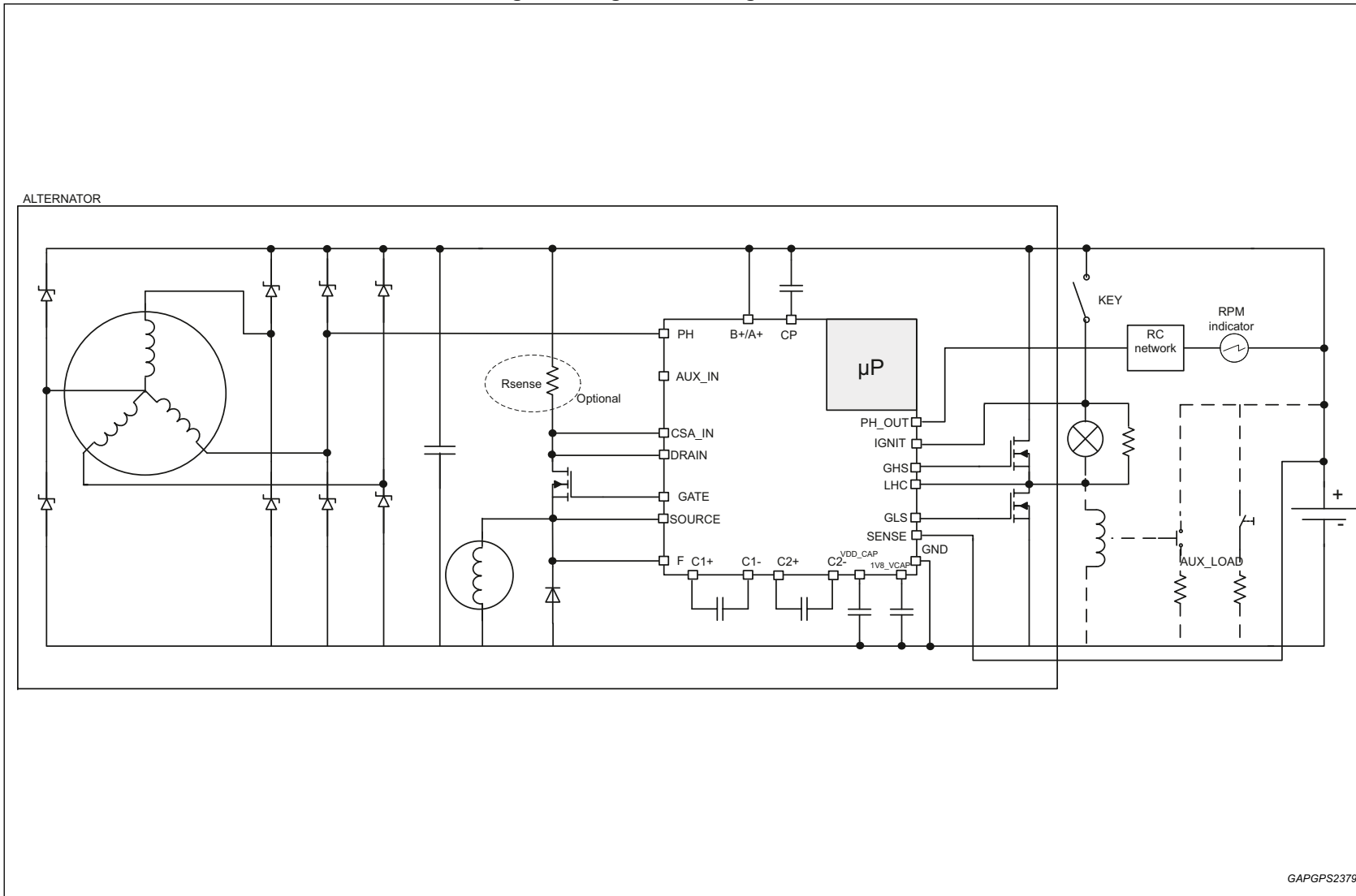
- 2 Package information 4**
 - 2.1 TQFP44 (10x10x1.0 mm exp. pad down) package information 4

- 3 Order codes 6**

- 4 Revision history 7**

1 Application schematic

Figure 1. High-side configuration 24 V



2 Package information

In order to meet environmental requirements, ST offers these devices in different grades of ECOPACK® packages, depending on their level of environmental compliance. ECOPACK® specifications, grade definitions and product status are available at: www.st.com. ECOPACK® is an ST trademark.

2.1 TQFP44 (10x10x1.0 mm exp. pad down) package information

Figure 2. TQFP44 (10x10x1.0 mm exp. pad down) package outline

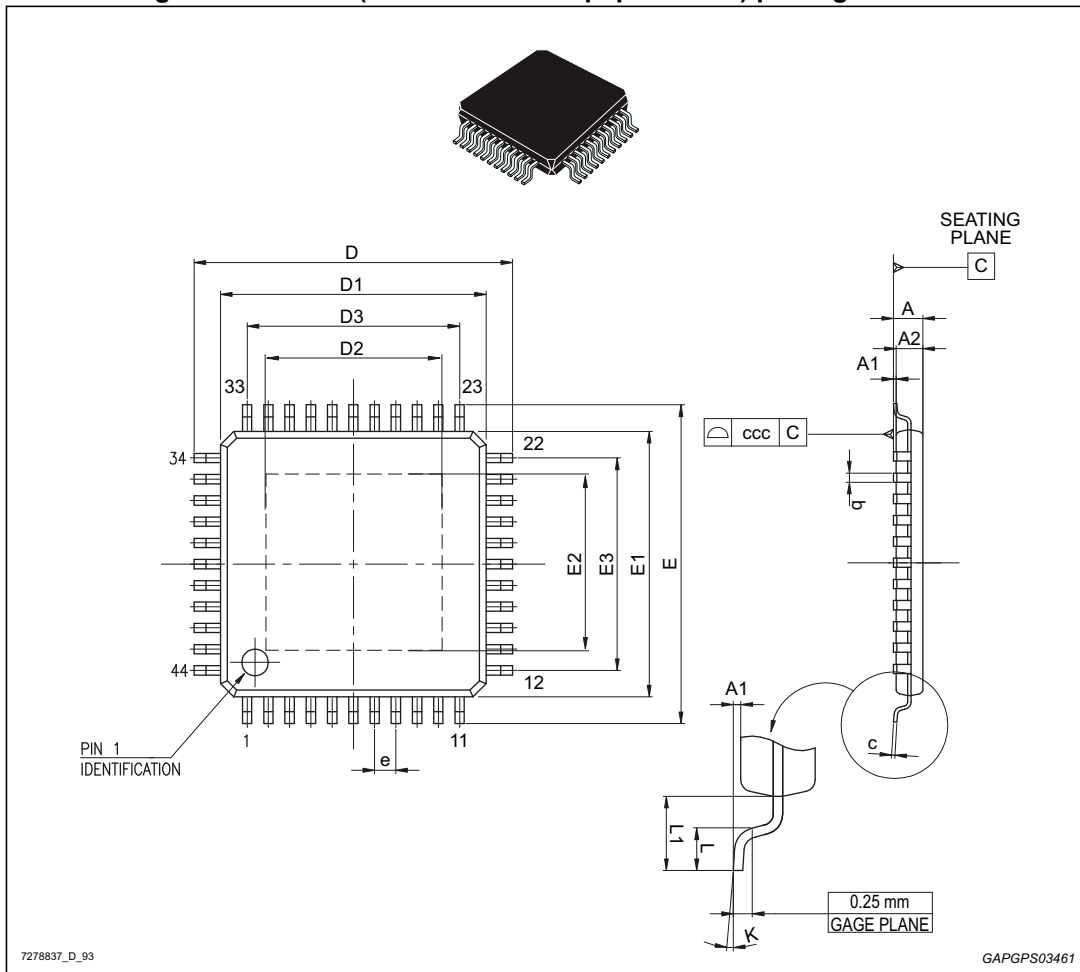


Table 1. TQFP44 (10x10x1.0 mm exp. pad down) package mechanical data

Ref	Dimensions					
	Millimeters			Inches ⁽¹⁾		
	Min.	Typ.	Max.	Min.	Typ.	Max.
A	-	-	1.20	-	-	0.047
A1	0.05	-	0.15	0.002	-	0.006
A2	0.95	1.00	1.05	0.037	0.039	0.041
b	0.30	0.37	0.45	0.012	0.015	0.018
c	0.09	-	0.20	0.004	-	0.008
D	11.80	12.00	12.20	0.464	0.472	0.480
D1	9.80	10.00	10.20	0.386	0.394	0.401
D2	5.85	-	6.05	0.230	-	0.238
D3	-	8.00	-	-	0.315	-
E	11.80	12.00	12.20	0.464	0.472	0.480
E1	9.80	10.00	10.20	0.386	0.394	0.401
E2	5.85	-	6.05	0.230	-	0.238
E3	-	8.00	-	-	0.315	-
e	-	0.80	-	-	0.031	-
L	0.45	0.60	0.75	0.018	0.024	0.030
L1	-	1.00	-	-	0.039	-
k	0°	3.5°	7°	0°	3.5°	7°
ccc	-	-	0.08	-	-	0.003

1. Values in inches are converted from mm and rounded to 4 decimal digits.

3 Order codes

Table 2. Device summary

Order code	Package	Packing
L9924LTR	TQFP44EP	Tape & Reel

Note: The device is distributed through EBV.
For orders and additional information refer to:



www.ebv.com/epona

4 Revision history

Table 3. Document revision history

Date	Revision	Changes
12-Sep-2014	1	Initial release.
30-Oct-2014	2	Changed title in cover page.
18-Mar-2015	3	Updated <i>Section 2: Package information</i> .
18-Jan-2016	4	Updated <i>Section 3: Order codes on page 6</i> .

IMPORTANT NOTICE – PLEASE READ CAREFULLY

STMicroelectronics NV and its subsidiaries ("ST") reserve the right to make changes, corrections, enhancements, modifications, and improvements to ST products and/or to this document at any time without notice. Purchasers should obtain the latest relevant information on ST products before placing orders. ST products are sold pursuant to ST's terms and conditions of sale in place at the time of order acknowledgement.

Purchasers are solely responsible for the choice, selection, and use of ST products and ST assumes no liability for application assistance or the design of Purchasers' products.

No license, express or implied, to any intellectual property right is granted by ST herein.

Resale of ST products with provisions different from the information set forth herein shall void any warranty granted by ST for such product.

ST and the ST logo are trademarks of ST. All other product or service names are the property of their respective owners.

Information in this document supersedes and replaces information previously supplied in any prior versions of this document.

© 2016 STMicroelectronics – All rights reserved