


TeseoVI single die automotive quad-band GNSS receiver




VFQFPN56 (7 × 7 × 0.9 mm)
with wettable flanks



Features

Highlights

- AEC-Q100 automotive qualification on going 
- Arm® Cortex®-M7
- Embedded RAM/NVM/cache
- Dedicated ADC for antenna sensing
- ESD: 2 kV (HBM) and 500 V (CDM)
- Automotive grade 105°C

GNSS features

- STMicroelectronics' sixth generation positioning receiver with six constellations: *GPS*, *Galileo*, *GLONASS*, *BeiDou*, *QZSS*, *NAVIC* (former *IRNSS*)
- Standard *PVT* positioning supporting up to quad-band for submeter accuracy applications
- **TESEO-DRAW** (dead reckoning automotive way) support
- Measurement engine with up to quad-band to support precise positioning algorithms
- Code phase, carrier phase, doppler frequency measurement
- Support any *SBAS* systems
- Independent *GPS/QZSS L5*, *Galileo E5a/b*, *BeiDou B2a* acquisition & tracking
- 192 (96 data & 96 pilot) signal tracking channels

Security

- Cybersecurity (ISO21434) support (STA8600AS only)
- Chip integrity (secure boot, secure firmware update, secure link) thanks to an embedded hardware security module (*HSM*), (STA8600AS only)
- Signal integrity (antijamming/antispoofing)
- Interface integrity (on-the-fly decryptor engine), (STA8600AS only)

Communication interfaces

- Two *UART* ports for host communication supporting hardware flow control
- One synchronous serial port (*SSP*) for host communication
- One *I²C* port for sensor interfacing
- One *SPI/Q* port for sensor interfacing
- 2× *PPS* configurable I/Os

Core peripherals

- Embedded *DMA*
- 32 kHz oscillator real-time clock
- Watchdog timer
- 1× extended function timer

Power management unit

- Separate power supply domains:
 - Backup domain: 1.71 V to 3.63 V
 - Switchable domain: 1.71 V to 3.63 V
 - Optional external core supply voltage: 0.9 V to 1.0 V
- On-chip *LDOs* with high-voltage/low-voltage monitors

Product status link

[STA8600A](#)

Product summary

Order code	Packing	Secure
STA8600A	Tray	No
STA8600AS		Yes
STA8600ATR	Tape and reel	No
STA8600ASTR		Yes

1 Introduction

1.1 Description

The STA8600A is a quad-band multiconstellation positioning receiver IC. It requires minimal external components since it embeds enough MIPS/memory resources for supporting up to quad-band algorithms on chip (with submeter accuracy). It supports dead reckoning automotive way (TESEO-DRAW) and dead reckoning unplugged mode (Teseo-DRUM) to ensure high-accuracy positioning in harsh environments such as tunnels, garages, and deep urban areas.

The STA8600A provides measurement data with up to quad-band. Combined with the PPP/RTK algorithm, the device provides high positioning accuracy. It shows a great flexibility thanks to the capability to handle all software configurations with a unique binary firmware component. It also supports a unique PCB design for safety and non-safety applications thanks to P2P compatibility with STA9200MA (ASIL chip).

The STA8600AS also includes a hardware security module (HSM) micro for supporting secure boot. This module, with the signal and interface integrity mechanism, makes the STA8600A the ideal solution for applications where integrity is a key factor. It supports a highly evolved antijamming and antispoofing mechanism to mitigate attacks thanks to independent L5 acquisition and tracking, and to the Galileo OSNMA capability. The innovative RF architecture and GNSS baseband make it ready to support new emerging low Earth orbit (LEO) constellations. It is compliant with the ST automotive-grade qualification, which is included in addition to the AEC-Q100 requirements.

The usage of in-house manufacturing fabs combined with a set of production flow methodologies targeting zero defect per million, makes the STA8600A the ideal solution for stringent automotive quality and supply chain requirements.

The device is delivered in a QFN package.

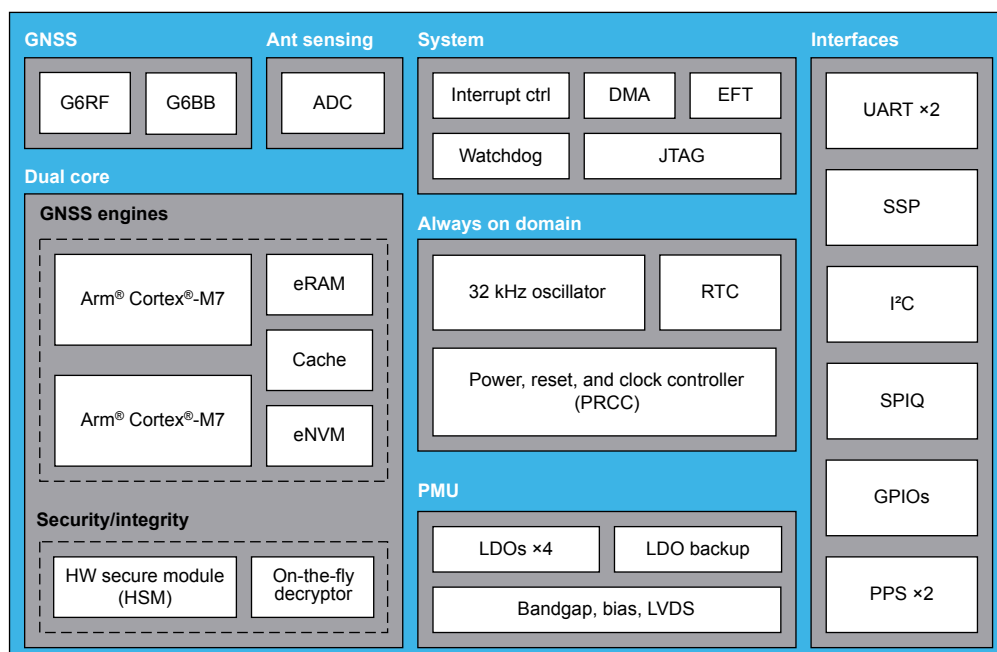
Note: For information on the Arm® core, refer to the Arm® Cortex®-M7 technical reference manual, available from the www.arm.com website.

Note: Arm, Cortex, and the Arm logo are registered trademarks of Arm Limited (or its subsidiaries) in the US and/or elsewhere.



1.2 Block diagram

Figure 1. Block diagram



Revision history

Table 1. Document revision history

Date	Version	Changes
03-Feb-2025	1	Initial release.

Glossary

ADC Analog-to-digital converter

AEC Automotive Electronics Council. Also known as CDF-AEC for Chrysler-Delco-Ford Automotive Electronics Council. Shortened to AEC.

ASIL Automotive safety integrity level

It is a risk classification system defined by the ISO 26262 standard for the functional safety of road vehicles. There are four ASILs identified by ISO 26262—A, B, C, and D. ASIL A represents the lowest degree and ASIL D represents the highest degree of automotive hazard.

BeiDou Chinese navigation satellite-based radio navigation system

CBC Cipher block chaining

CDM Charged device model

DMA Direct memory access

DRAW Dead reckoning automotive way

DRUM Dead reckoning unplugged mode

ESD Electrostatic discharge

Galileo EU's global navigation satellite system

GLONASS Russian satellite navigation system. Acronym for GLObalnaya NAVigatsionnaya Sputnikovaya Sistema (Russian). The role of the GLONASS satellite navigation system is similar to the GPS of the United States, the Galileo satellite positioning system of Europe, and the BeiDou satellite navigation system of China.

GNSS Global navigation satellite system

GPIO General-purpose input/output

GPS Global positioning system

HBM Human body model

HSM Hardware security module

HSSTP High-speed serial trace probe

IRNSS Indian regional navigation satellite system, with the operational name of [Navigation with Indian constellation \(NAVIC\)](#).

ISO International Organization for Standardization

I²C Inter-integrated circuit

JTAG Joint Test Action Group

LDO Low-dropout regulator

LEO Low Earth orbit

LVDS Low-voltage differential signaling

MIPS Microprocessor without interlocked pipeline stages

NAVIC Navigation with Indian constellation. The Indian regional navigation satellite system (IRNSS) is an autonomous regional satellite navigation system that provides accurate real-time positioning and timing services.

NVM Nonvolatile memory

OSNMA Open service navigation message authentication

P2P Peer-to-peer

PCB Printed-circuit board

PPP Precise point positioning

PPS Pulse per second

PVT Position-velocity-time

QFN Quad-flat no-leads

QZSS Quasi-zenith satellite system.

A Japanese satellite positioning system composed mainly of satellites in quasi-zenith orbits (QZO), but also of satellites in geostationary orbits (GEO).

RAM Random access memory

RTK Real-time kinematic

SBAS Satellite-based augmentation system. It provides services for improving the accuracy, integrity, and availability of basic GNSS signals.

SPI Serial peripheral interface

SPIQ Queued serial peripheral interface

SSP Synchronous serial port

ST STMicroelectronics

UART Universal asynchronous receiver/transmitter

IMPORTANT NOTICE – READ CAREFULLY

STMicroelectronics NV and its subsidiaries (“ST”) reserve the right to make changes, corrections, enhancements, modifications, and improvements to ST products and/or to this document at any time without notice. Purchasers should obtain the latest relevant information on ST products before placing orders. ST products are sold pursuant to ST’s terms and conditions of sale in place at the time of order acknowledgment.

Purchasers are solely responsible for the choice, selection, and use of ST products and ST assumes no liability for application assistance or the design of purchasers’ products.

No license, express or implied, to any intellectual property right is granted by ST herein.

Resale of ST products with provisions different from the information set forth herein shall void any warranty granted by ST for such product.

ST and the ST logo are trademarks of ST. For additional information about ST trademarks, refer to www.st.com/trademarks. All other product or service names are the property of their respective owners.

Information in this document supersedes and replaces information previously supplied in any prior versions of this document.

© 2025 STMicroelectronics – All rights reserved