


Qi-based wireless power receiver for Baseline Power Profile (BPP) applications up to 5 W using STWLC68



Features

- Operates in Rx mode as Qi 1.2.4 5W BPP
- Constant 5V Output voltage (default settings)
- Foreign object detection (FOD) supported
- 400 kHz I²C interface for communication with host system (optional)
- Built-in USB-I²C converter
- RoHS compliant

Description

The **STEVAL-ISB68RX** evaluation board with STWLC68 wireless power receiver implements a 5 watt Qi Baseline Power Profile (BPP) application according to Qi specifications 1.2.4. The board functions as a standalone power receiver and provides a fixed output voltage when placed on a suitable wireless power transmitter.

The board also integrates a USB-to-I²C bridge, allowing the user can monitor and control the **STWLC68** chip with the **STSW-ISB68GUI** Graphical User Interface (GUI). The converter may also be used to directly interface with the final application or with other boards based on the same STWLC68 chip.

The STEVAL-ISB68RX includes several safety mechanisms providing overtemperature, overcurrent and overvoltage protection as well as Foreign Object Detection (FOD).

A dedicated connector provides advanced access to STWLC68 chip functionality, including control signals, programmable GPIOs, and analog input for NTC temperature sensor.

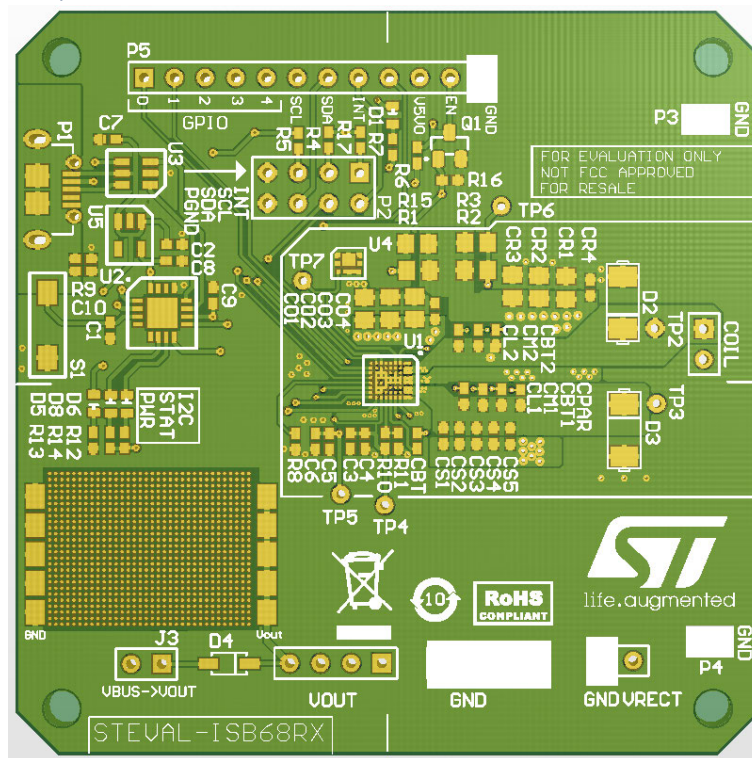
Product summary

evaluation board based on STWLC68 wireless power receiver implementing a 5W BPP application according to Qi 1.2.4 specs	STEVAL-ISB68RX
Qi-compliant inductive wireless power receiver for 5W applications	STWLC68
GUI for developing applications using the STWLC68 wireless power receiver	STSW-ISB68GUI
Applications	Wireless Chargers

1 Component layout

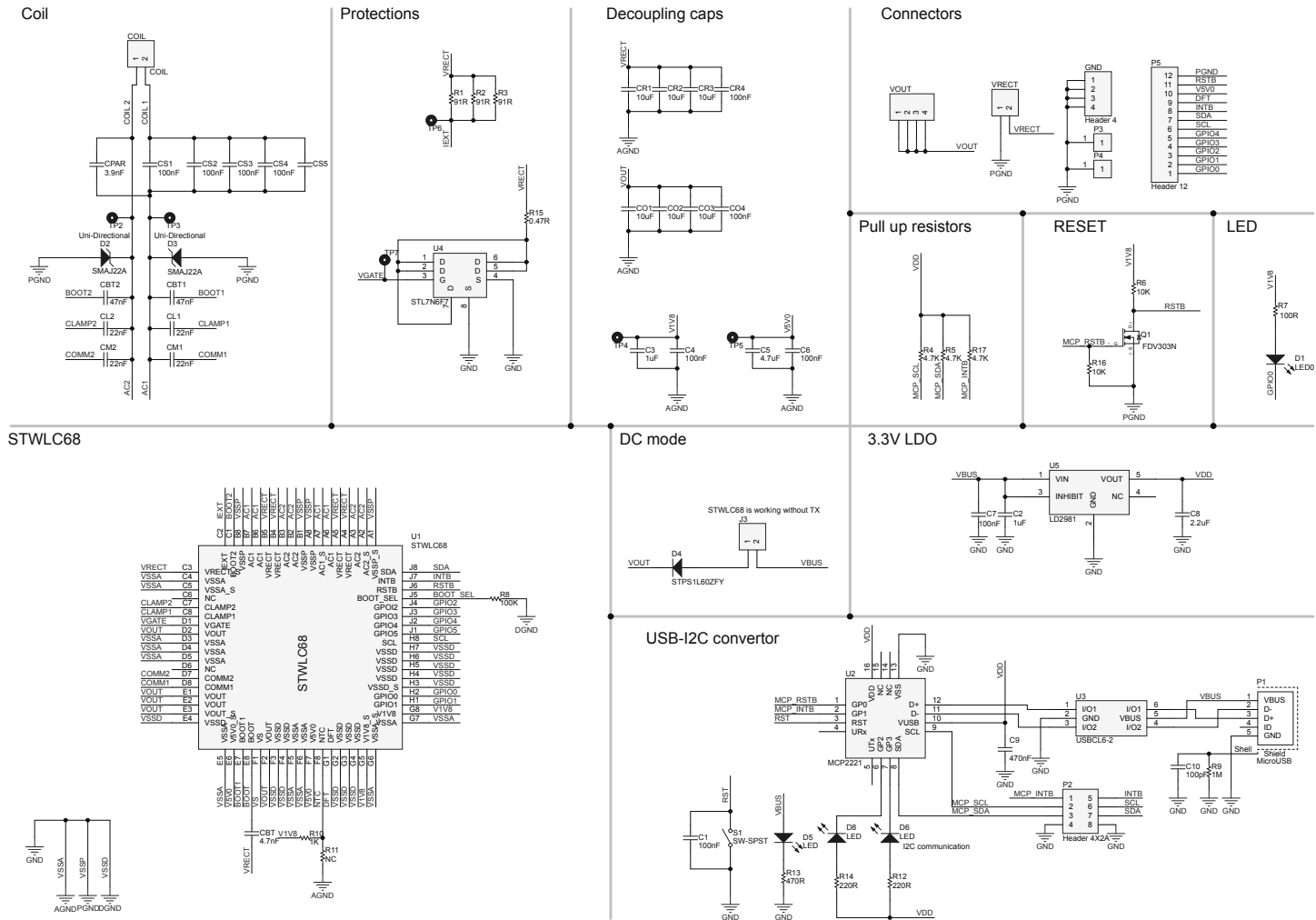
Figure 1. STEVAL-ISB68RX silk screen

- U1: STWLC68 wireless power receiver
- U2: USB Interface IC
- U3: ESD Suppressor
- U4: Power MOSFET
- U5: LDO voltage regulator
- P1: USB connector
- P5: Connector for STWLC68 pins



2 Schematic diagrams

Figure 2. STEVAL-ISB68RX schematic diagrams



Revision history

Table 1. Document revision history

Date	Version	Changes
10-Jan-2020	1	Initial release.
27-Jan-2020	2	Updated cover page image.

IMPORTANT NOTICE – PLEASE READ CAREFULLY

STMicroelectronics NV and its subsidiaries (“ST”) reserve the right to make changes, corrections, enhancements, modifications, and improvements to ST products and/or to this document at any time without notice. Purchasers should obtain the latest relevant information on ST products before placing orders. ST products are sold pursuant to ST’s terms and conditions of sale in place at the time of order acknowledgement.

Purchasers are solely responsible for the choice, selection, and use of ST products and ST assumes no liability for application assistance or the design of Purchasers’ products.

No license, express or implied, to any intellectual property right is granted by ST herein.

Resale of ST products with provisions different from the information set forth herein shall void any warranty granted by ST for such product.

ST and the ST logo are trademarks of ST. For additional information about ST trademarks, please refer to www.st.com/trademarks. All other product or service names are the property of their respective owners.

Information in this document supersedes and replaces information previously supplied in any prior versions of this document.

© 2020 STMicroelectronics – All rights reserved