


IIS3DWBG1 evaluation kit based on ultrawide bandwidth, low-noise, 3-axis digital vibration sensor with extended temperature range



Features

- User-friendly IIS3DWBG1 board
- Complete IIS3DWBG1 pinout for a standard DIL 24 socket
- Fully compatible with STEVAL-MKI109D motherboard
- RoHS compliant

Description

The **STEVAL-MKI252KA** evaluation kit is based on **IIS3DWBG1** 3-axis digital vibration sensor, which is connected through flat cable to a generic adapter board (**STEVAL-MKIGIBV5**) to make it compatible with the **STEVAL-MKI109D**.

The presence of this square PCB ensures to put the sensor board on the system must be measured via provided adhesive.

The device **IIS3DWBG1** is soldered exactly in the center of the board.

The **STEVAL-MKIGIBV5** can be plugged into a standard DIL 24 socket. The kit provides the complete **IIS3DWBG1** pinout and comes ready-to-use with the required decoupling capacitors on the VDD power supply line.

This adapter is supported by the **STEVAL-MKI109D** evaluation platform, which includes a high-performance 32-bit microcontroller functioning as a bridge between the sensor and a PC.

After the evaluation, the adapter board can also be plugged in other boards for development and prototype.

The MEMS Studio graphical user interface, or dedicated software routines for customized applications can be used for configuration and communication with the sensor.

Product summary	
IIS3DWBG1 evaluation kit based on ultrawide bandwidth, low-noise, 3-axis digital vibration sensor with extended temperature range	STEVAL-MKI252KA
Ultrawide bandwidth, low-noise, 3-axis digital vibration sensor with extended temperature range	IIS3DWBG1TR
Professional MEMS tool: evaluation board for all ST MEMS sensors	STEVAL-MKI109D
Motion MEMS and environmental sensor expansion board for STM32 Nucleo	X-NUCLEO-IKS5A1
Applications	Industrial robots

1

Schematic diagrams

Figure 1. STEVAL-MKIGIBV5 circuit schematic

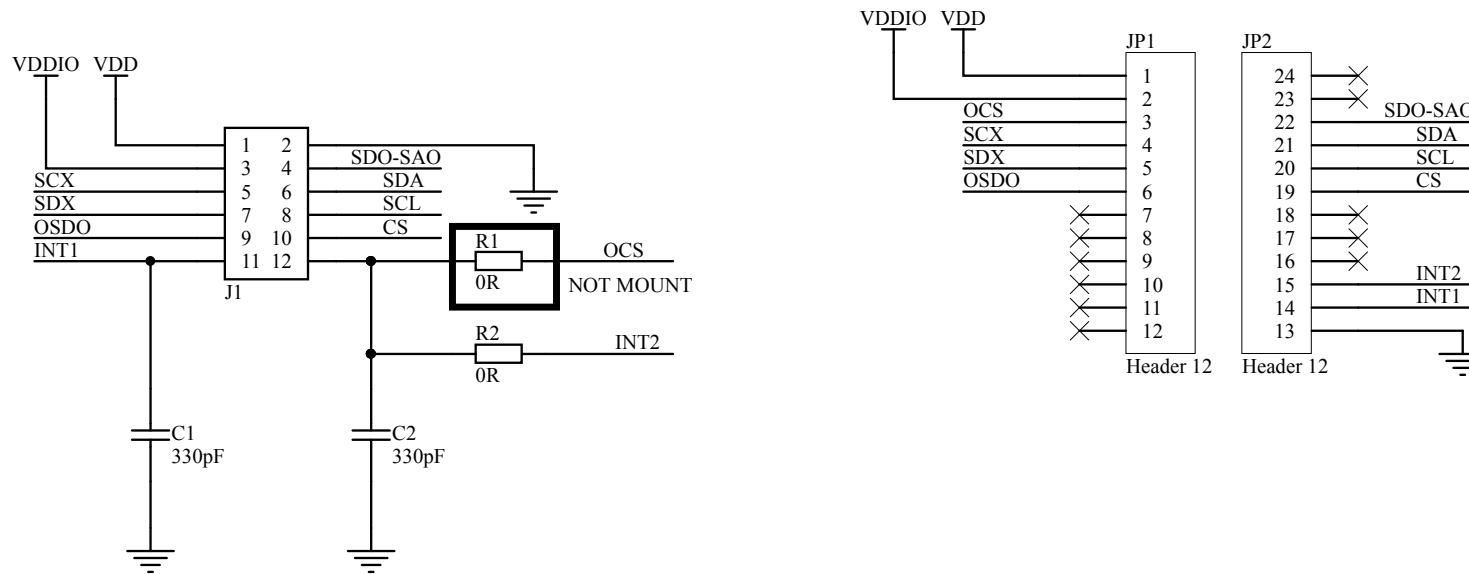
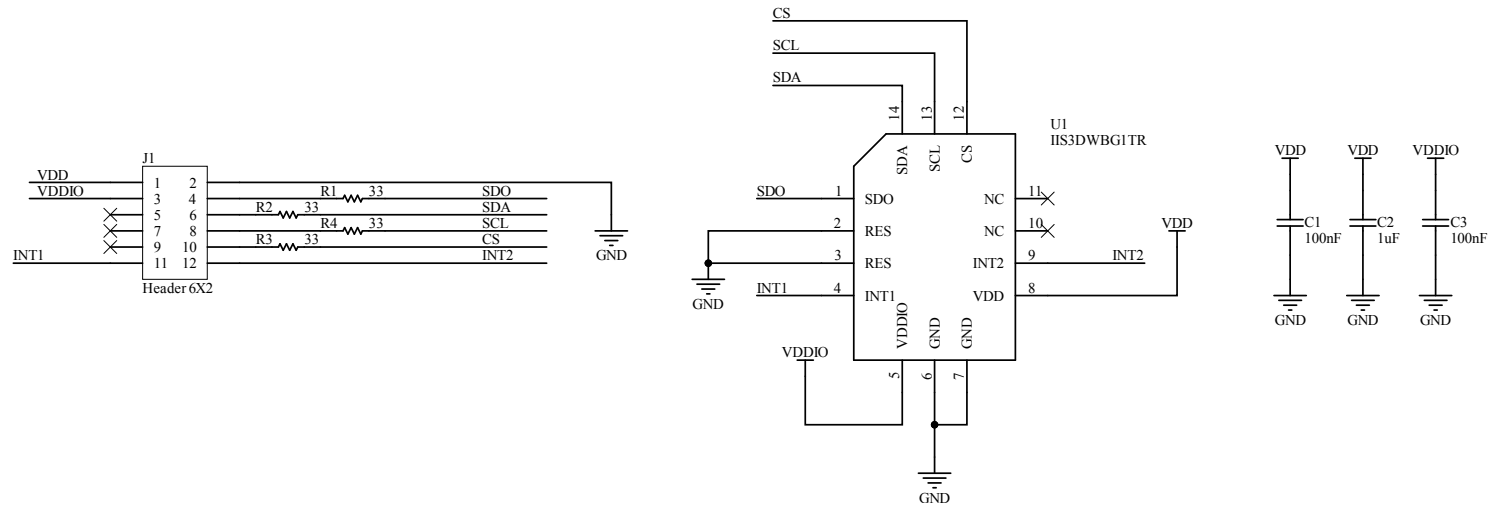


Figure 2. STEVAL-MKI252A circuit schematic



2 Kit versions

Table 1. STEVAL-MKI252KA versions

PCB version	Schematic diagrams	Bill of materials
STV\$MKI252KAA ⁽¹⁾	STV\$MKI252KAA schematic diagrams	STV\$MKI252KAA bill of materials

1. This code identifies the STEVAL-MKI252KA evaluation kit first version. The kit consists of a STEVAL-MKI252A whose version is identified by the code STV\$MKI252AA and a STEVAL-MKIGIBV5 whose version is identified by the code STV\$MKIGIBV5A.

Revision history

Table 2. Document revision history

Date	Revision	Changes
13-Oct-2025	1	Initial release.

IMPORTANT NOTICE – READ CAREFULLY

STMicroelectronics NV and its subsidiaries ("ST") reserve the right to make changes, corrections, enhancements, modifications, and improvements to ST products and/or to this document at any time without notice.

In the event of any conflict between the provisions of this document and the provisions of any contractual arrangement in force between the purchasers and ST, the provisions of such contractual arrangement shall prevail.

The purchasers should obtain the latest relevant information on ST products before placing orders. ST products are sold pursuant to ST's terms and conditions of sale in place at the time of order acknowledgment.

The purchasers are solely responsible for the choice, selection, and use of ST products and ST assumes no liability for application assistance or the design of the purchasers' products.

No license, express or implied, to any intellectual property right is granted by ST herein.

Resale of ST products with provisions different from the information set forth herein shall void any warranty granted by ST for such product.

If the purchasers identify an ST product that meets their functional and performance requirements but that is not designated for the purchasers' market segment, the purchasers shall contact ST for more information.

ST and the ST logo are trademarks of ST. For additional information about ST trademarks, refer to www.st.com/trademarks. All other product or service names are the property of their respective owners.

Information in this document supersedes and replaces information previously supplied in any prior versions of this document.

© 2025 STMicroelectronics – All rights reserved