


Standard I²C and SPI EEPROM memory expansion board based on M24xx and M95xx series for STM32 Nucleo



Features

- Up to 1-Mbit serial I²C bus embedded EEPROM
- Up to 4-Mbit SPI bus embedded EEPROM
- Easy portability across different MCU families
- Equipped with Arduino™ UNO R3 connector
- Compatible with STM32 Nucleo boards
- Free comprehensive development firmware library and sample implementation available when the X-NUCLEO-EEPROMA2 expansion board is plugged on top of a NUCLEO-F401RE or NUCLEO-L053R8 development board
- Developer can choose and solder an EEPROM to be tested using the evaluation software provided

Description

The X-NUCLEO-EEPROMA2 expansion board is designed for M24xx series I²C and M95xx series SPI EEPROM for data reading and writing.

The expansion board acts as an external storage device that can be used to store data such as manufacturing traceability, calibration, user settings, error flags, data logs and monitoring data to make applications more flexible and accurate.

The X-NUCLEO-EEPROMA2 expansion board is compatible with the Arduino UNO R3 connector pin assignment and can be easily plugged to any STM32 Nucleo development board. You can mount the ST morpho connectors if required.

Product summary	
Standard I ² C and SPI EEPROM memory expansion board based on M24xx and M95xx series for STM32 Nucleo	X-NUCLEO-EEPROMA2
STM32 Nucleo-64 development board with STM32F401RE MCU	NUCLEO-F401RE
STM32 Nucleo-64 development board with STM32L053R8 MCU	NUCLEO-L053R8
Application	Industrial Sensors

1 Schematic diagrams

Figure 1. X-NUCLEO-EEPRMA2 circuit schematic (1 of 4)

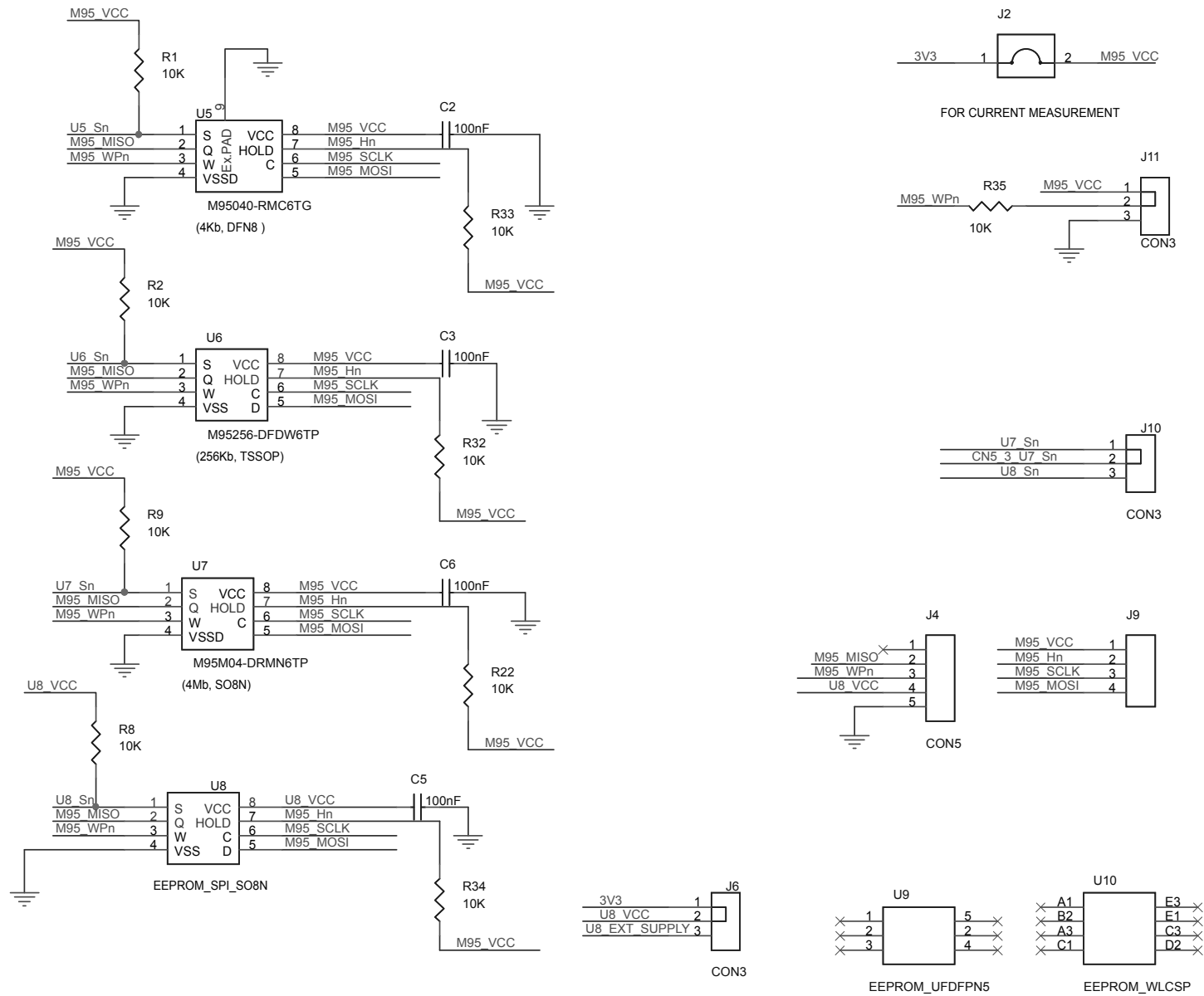


Figure 2. X-NUCLEO-EEPRMA2 circuit schematic (2 of 4)

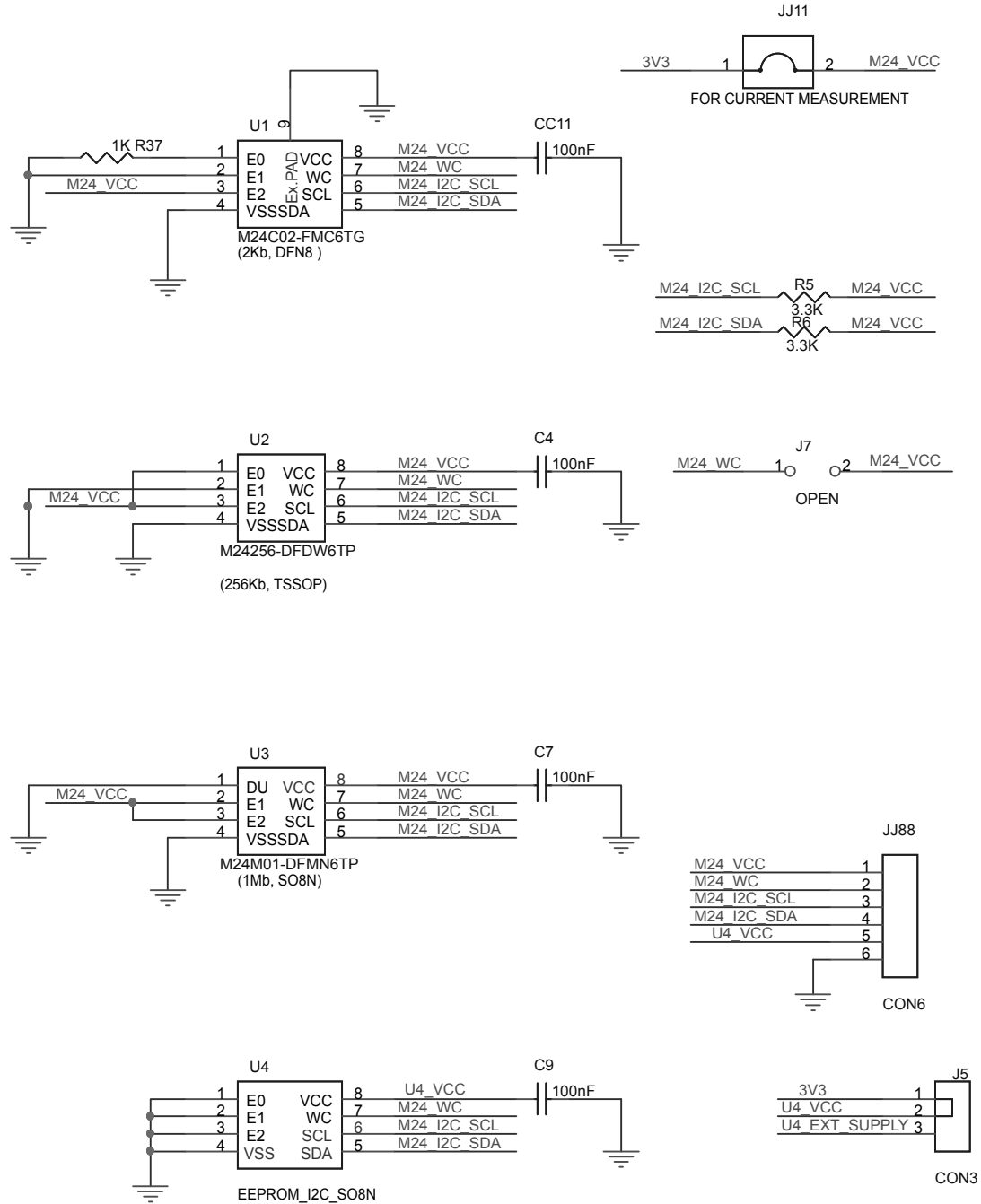


Figure 3. X-NUCLEO-EEPRMA2 circuit schematic (3 of 4)

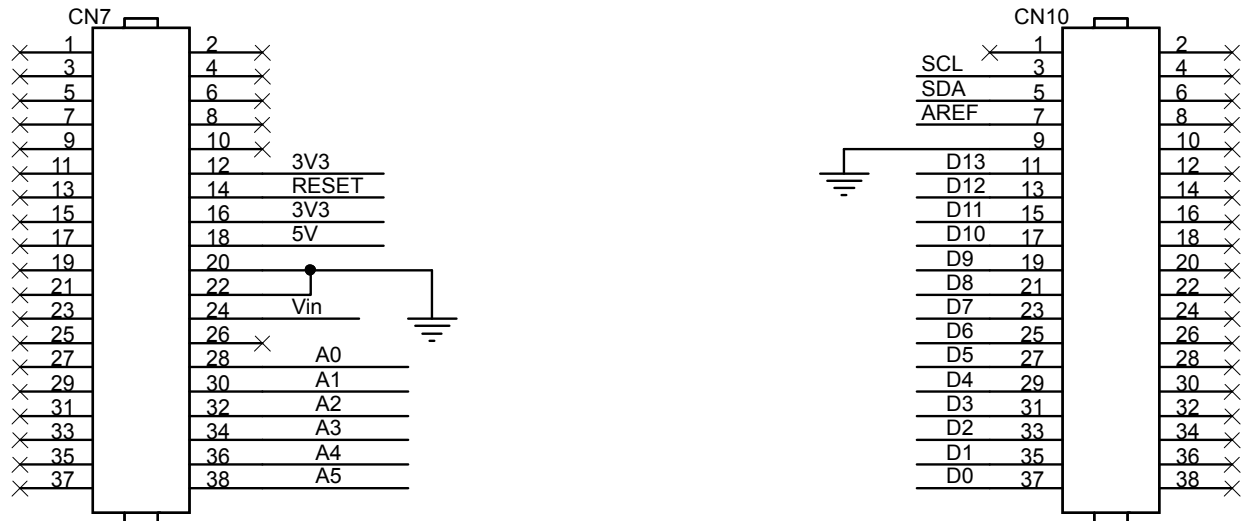
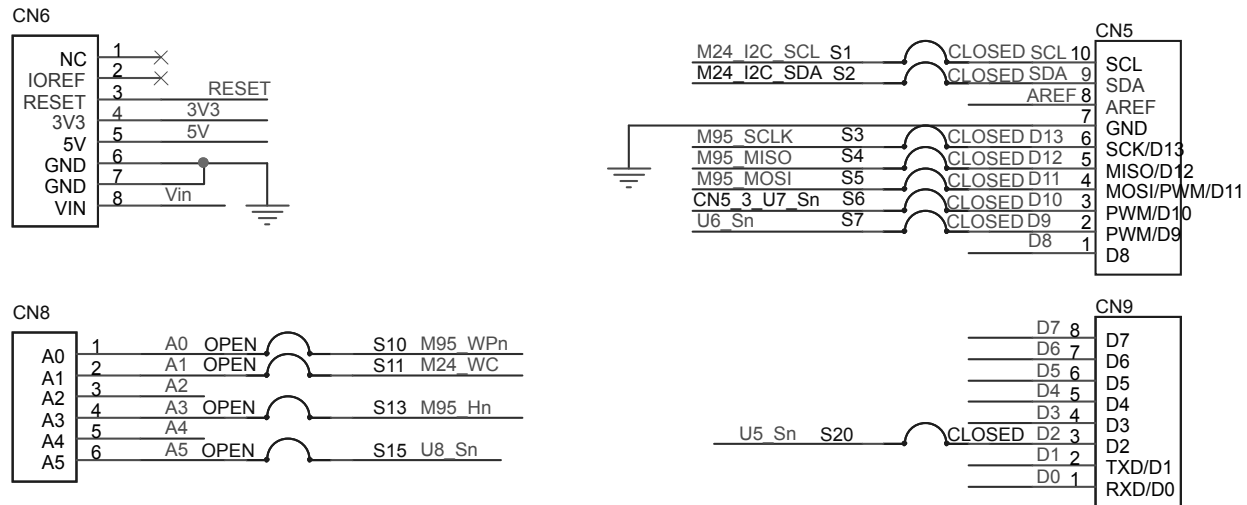


Figure 4. X-NUCLEO-EEPRMA2 circuit schematic (4 of 4)



Revision history

Table 1. Document revision history

Date	Version	Changes
02-Dec-2019	1	Initial release.
27-Feb-2020	2	Updated cover page image.
28-Aug-2020	3	Updated cover page features.

IMPORTANT NOTICE – PLEASE READ CAREFULLY

STMicroelectronics NV and its subsidiaries (“ST”) reserve the right to make changes, corrections, enhancements, modifications, and improvements to ST products and/or to this document at any time without notice. Purchasers should obtain the latest relevant information on ST products before placing orders. ST products are sold pursuant to ST’s terms and conditions of sale in place at the time of order acknowledgement.

Purchasers are solely responsible for the choice, selection, and use of ST products and ST assumes no liability for application assistance or the design of Purchasers’ products.

No license, express or implied, to any intellectual property right is granted by ST herein.

Resale of ST products with provisions different from the information set forth herein shall void any warranty granted by ST for such product.

ST and the ST logo are trademarks of ST. For additional information about ST trademarks, please refer to www.st.com/trademarks. All other product or service names are the property of their respective owners.

Information in this document supersedes and replaces information previously supplied in any prior versions of this document.

© 2020 STMicroelectronics – All rights reserved