



[Download app](#)

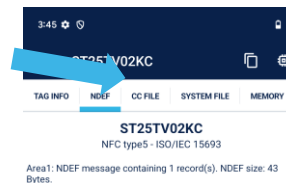
# How to personalize your luggage tag

## How to add your personal info into the ST25 NFC tag with Android?



Step 1: Place your smartphone against the luggage tag

Step 2:  
Select NDEF



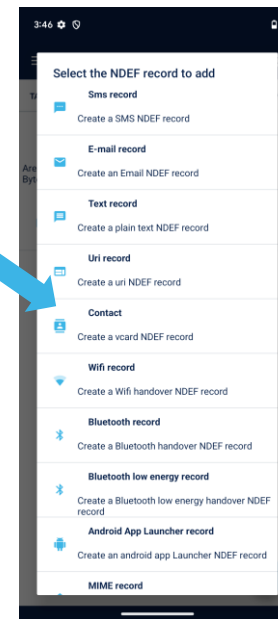
Step 3:  
Uri record



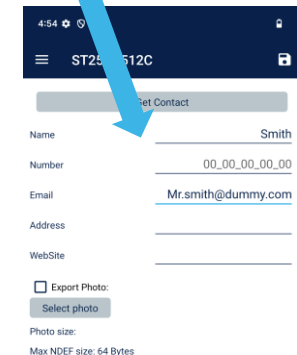
Step 4:  
delete



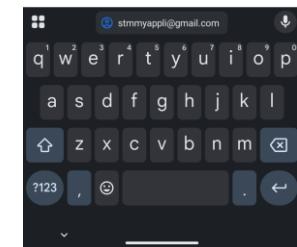
Step 6:  
Select  
Contact



Step 7: Fill out your information



Step 8:  
Save to store  
info in the Tag





[Download app](#)

# How to personalize your luggage tag

## How to add your personal info into the ST25 NFC tag with an iPhone?



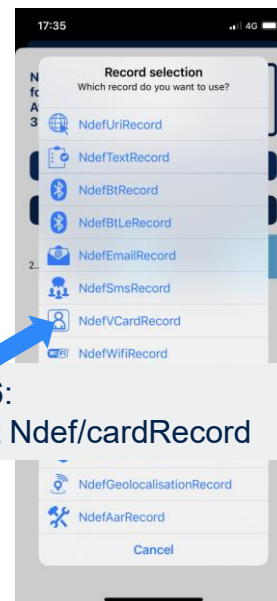
Step 1: Place your smartphone against the luggage tag



Step 4: Swipe left



Step 5: Add

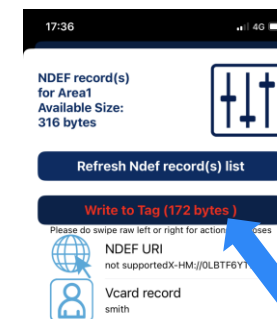


Step 6: Select Ndef/cardRecord

Step 7: Fill out your info

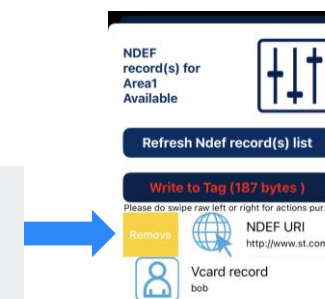


Step 8: Validate



Step 9: Write in the tag

Step 10: Swipe right, remove



Note that iPhone needs an app to read an NFC vCard

