



life.augmented

Discover the M24256X-F

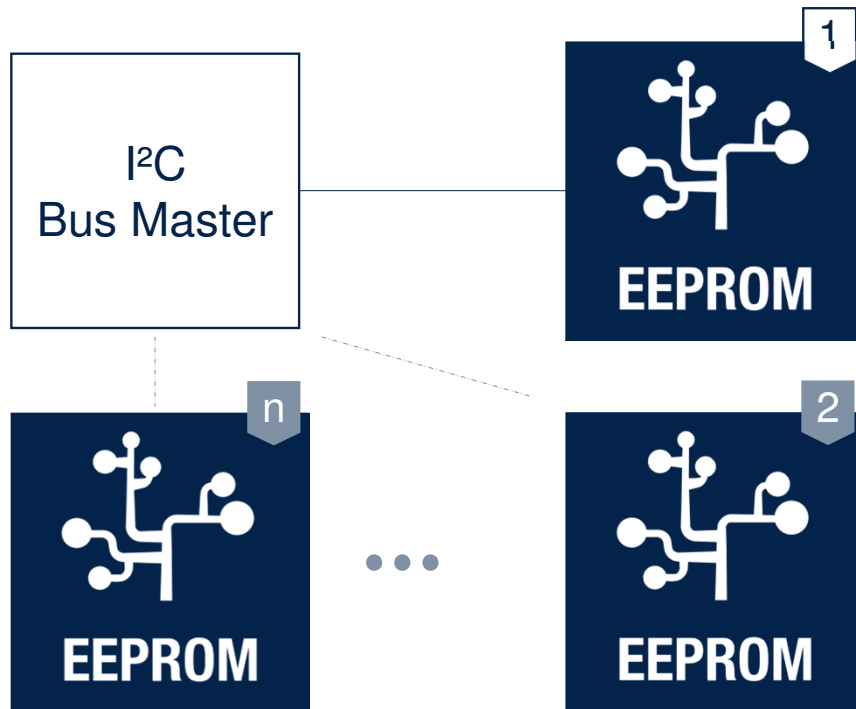
The 256Kbit EEPROM for smaller & safer designs



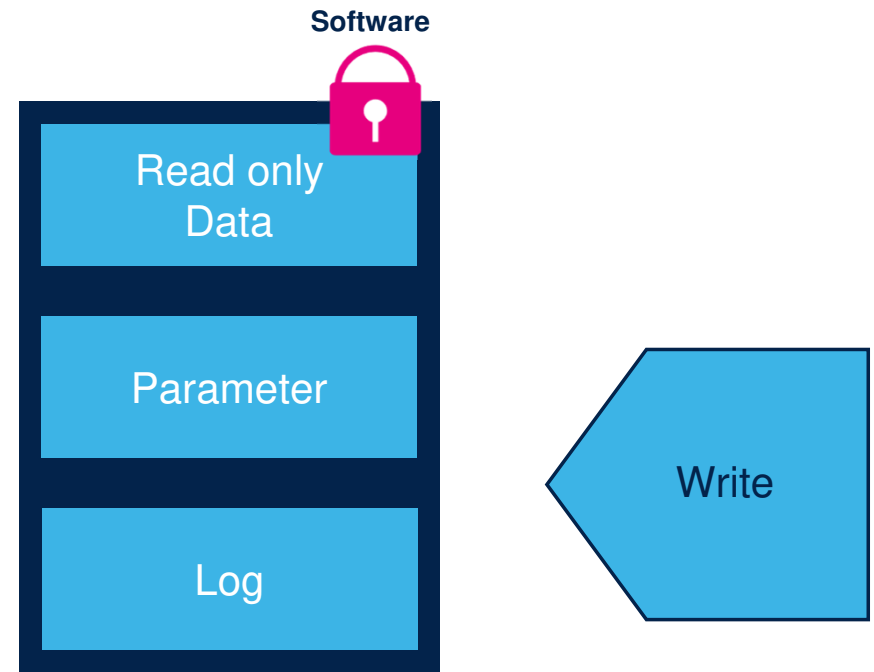
EEPROM

Two main design requirements

1. Multiple EEPROMs on same bus

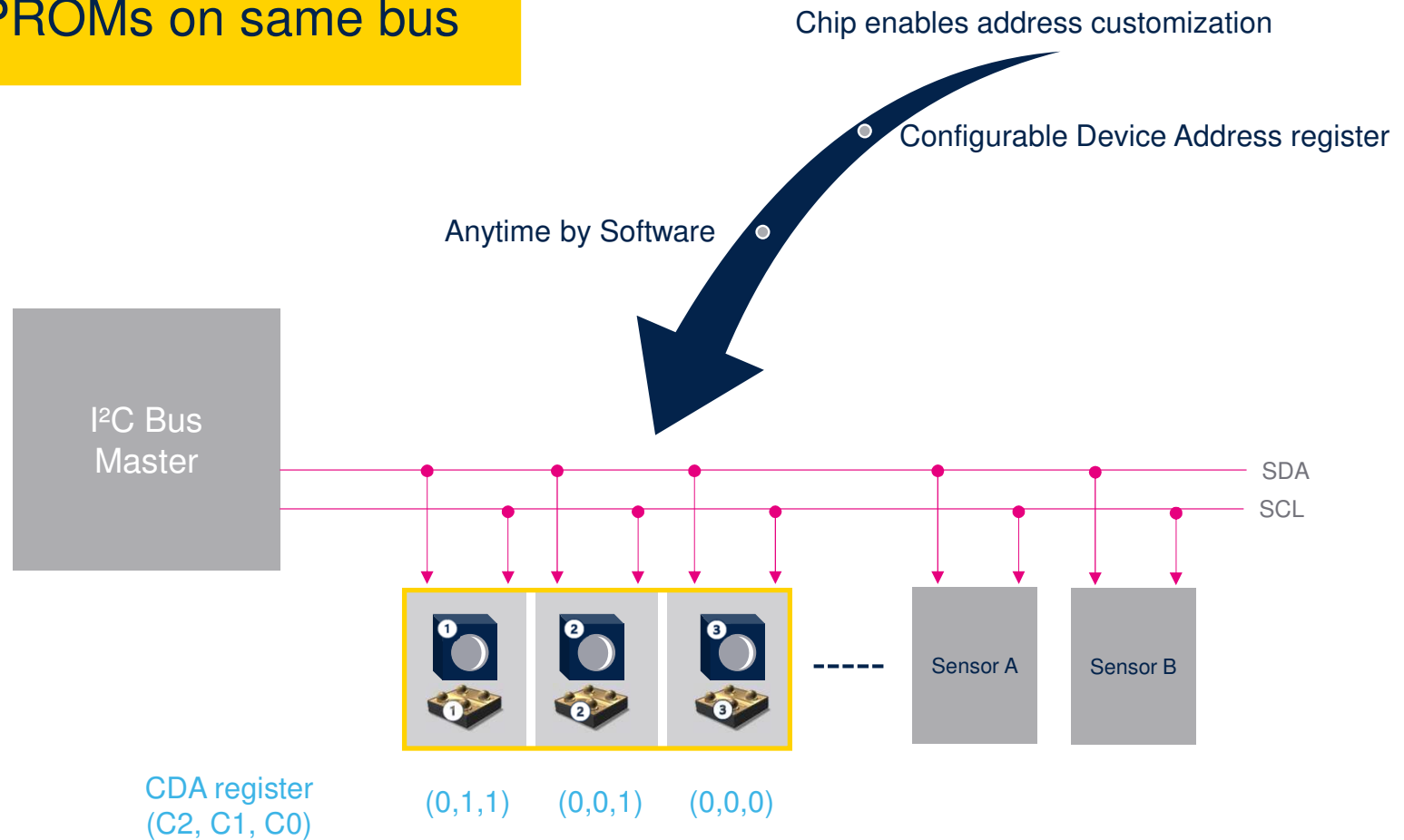


2. Software write protection



Configurable device address

1. Multiple EEPROMs on same bus



Software write protection

2. Software write protection

Partial or complete memory array lock

Not activated



EEPROM

Activated



EEPROM



EEPROM



EEPROM



EEPROM

SWP register (b2,b1)

(0,0)

(0,1)

(1,0)

(1,1)

Key features

Fast wake-up & communication, low supply, smaller package

WLCSP package



EEPROM

Configurable Device Address register


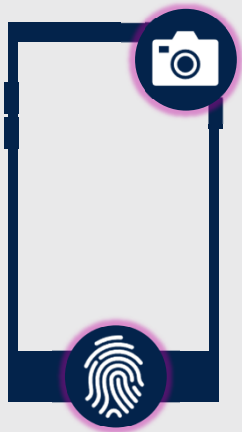
Software Write Protection register

- 256Kbit memory organized as 32Kbytes
- WLCSP 4 balls package size **0.70 x 0.98 mm**
- **Fast-mode Plus** (1MHz) across **1.6 V to 3.6 V**
- Temperature range -40°C up to +85°C
- 64 bytes per page
- 5ms for byte and page write
- **4 Million** write cycles at 25°C
- **200-year** data retention
- ESD HBM **4000V**



Where you find the M24256X-F typical applications

Smartphones




**Tiny package for flexible
integration**

Wearables



Additional resources

 Find out more on [M24256X-F product page](#) and apply for samples

 Download the [datasheet](#)

Our technology starts with You



Find out more at www.st.com/eeprom

© STMicroelectronics - All rights reserved.

ST logo is a trademark or a registered trademark of STMicroelectronics International NV or its affiliates in the EU and/or other countries.

For additional information about ST trademarks, please refer to www.st.com/trademarks.

All other product or service names are the property of their respective owners.



life.augmented