
How to upgrade the firmware of STEVAL-MKI121V1 using DFU

By Alessandra Di Pietro

Introduction

This user manual describes the procedure required to upgrade the device firmware of the STEVAL-MKI121V1 directly from a PC through the USB port.

1 Overview

The STEVAL-MK1121V1 has the DFU (device firmware upgrade) mode capability, allowing reprogramming an application through the USB without the use of additional hw tools.

The firmware of STEVAL-MK1121V1 can be upgraded using dedicated GUI such us:

- iNEMO Suite
- DfuSe Demonstration

iNemo Suite and DfuSe Demonstration are available on ST web (<http://www.st.com>).

1.1 Device Firmware Upgrade using iNemo suite

The iNEMO Suite is the GUI (graphical user interface) of the STEVAL-MK1121V1. It has also the DFU capability, allowing user to download and replace the firmware of INEMO-M1 directly from a PC through the USB port. To do this it is necessary enter DFU mode.

1.1.1 How to enter DFU mode

Enter DFU mode can be done either through hardware or software.

- Hardware: unplug the USB cable, press the SW2 button and, keeping the button pressed, connect the USB cable to the PC.
- Software: connect the USB cable, open the iNEMO Suite application, select the right COM port and press the Connect button. Then go to tools -> communication -> firmware upgrade... (see [Figure 1](#)). Click "Yes" (see [Figure 2](#)).

In both case, if the blue LED start to blink the device is in DFU mode.

Figure 1. How to enter DFU mode through the iNEMO GUI

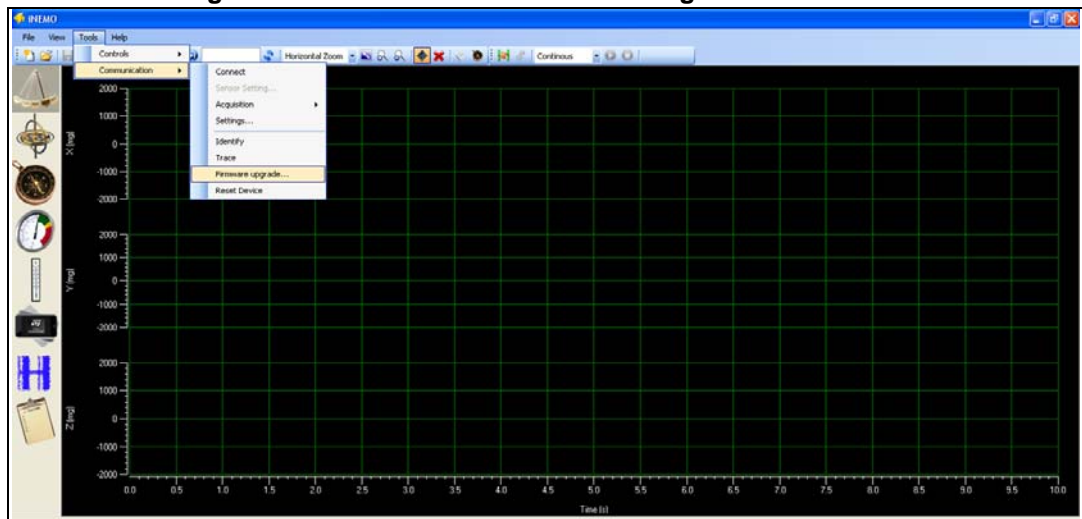
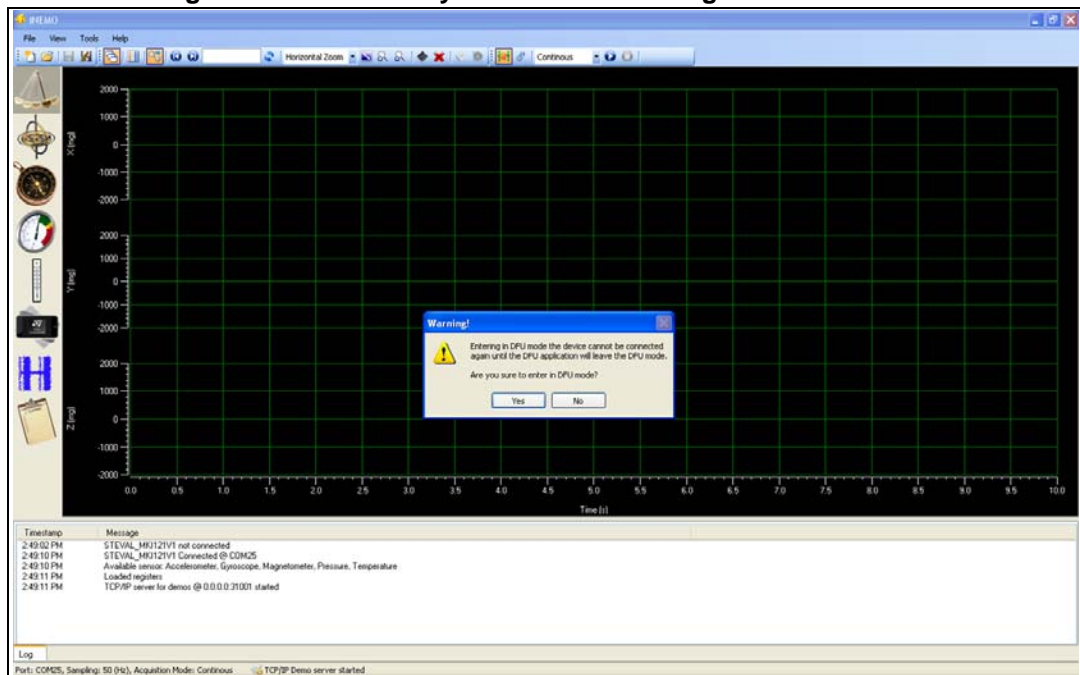


Figure 2. Confirm entry in DFU mode through the iNEMO GUI



1.1.2 How to upgrade firmware

Once the DFU mode is entered to upgrade the firmware follow the below steps:

1. Open iNEMO suite GUI
2. Select firmware upgrade from tools-> communication->firmware upgrade... ([Figure 1](#))
3. Click yes if device is already in DFU mode otherwise click no ([Figure 3](#)) and enter DFU mode ([Section 1.1.1](#))
4. Browse the file in .hex format ([Figure 4](#))
5. Click on upload
6. Check firmware upgrade message and if it is completed successfully click ok

Figure 3. Confirm device is already in DFU mode

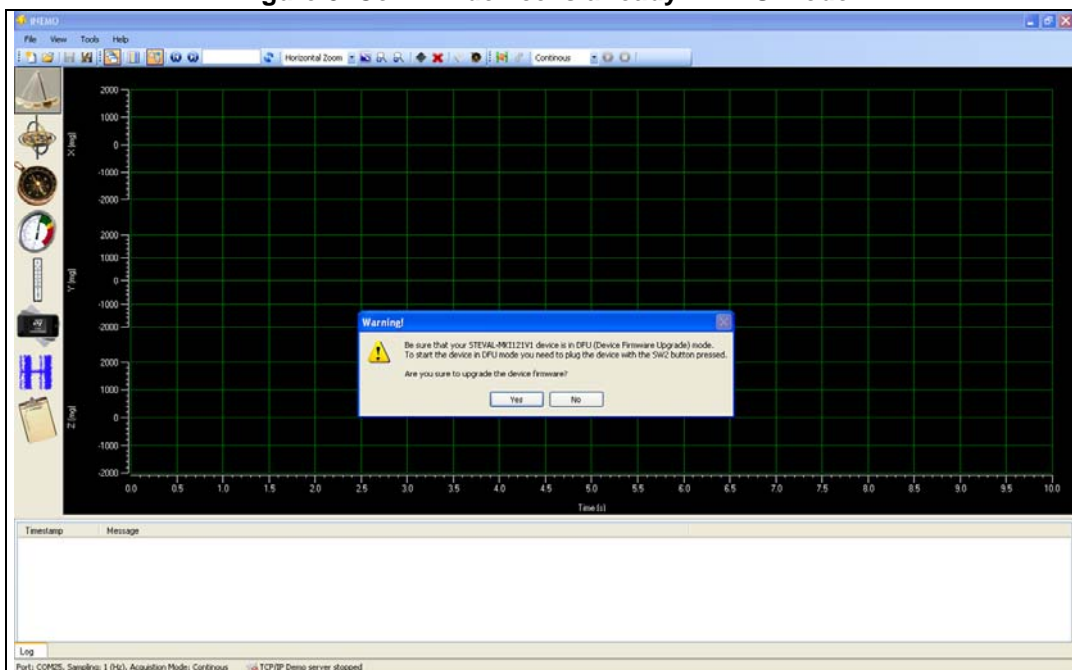
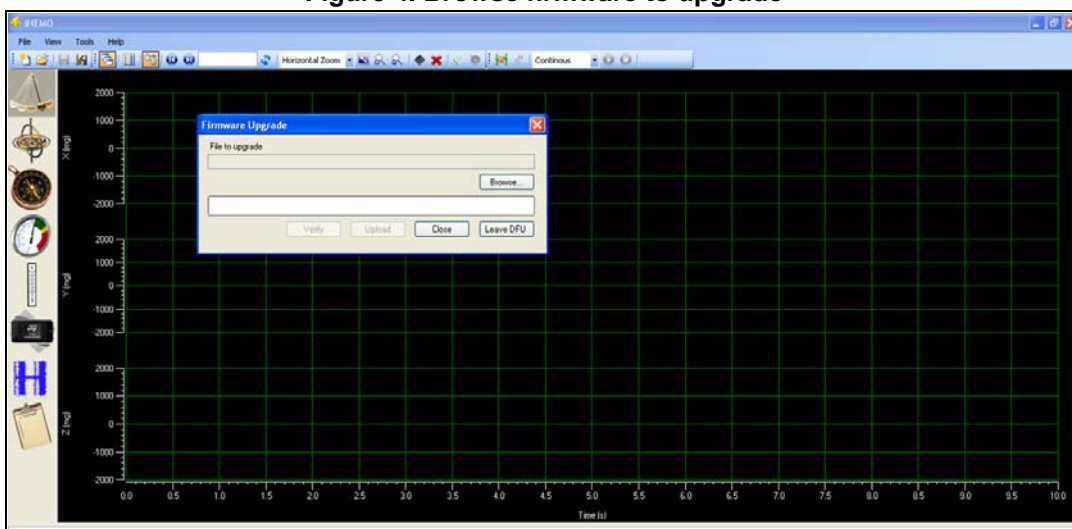


Figure 4. Browse firmware to upgrade



1.2 Device firmware upgrade using the DfuSe demonstrator

The STEVAL-MKI121V1 can be upgraded using also the DfuSe Demonstration software. In this case the device enters in DFU mode via hardware as described in [Section 1.1](#). To install the DfuSe software, launch the “DfuSe_Demo_V3.0_Setup.exe”, available on ST web site, and follow the instructions on the screen. To launch the software, select “Start > STMicroelectronics > DfuSe > DfuSe Demonstration”.

For more details regarding DfuSe device firmware upgrade see the related user manual located under “Start > STMicroelectronics > DfuSe > Docs > DfuSe Getting Started”.

2 Revision history

Table 1. Document revision history

Date	Revision	Changes
29-May-2013	1	Initial release.

Please Read Carefully:

Information in this document is provided solely in connection with ST products. STMicroelectronics NV and its subsidiaries ("ST") reserve the right to make changes, corrections, modifications or improvements, to this document, and the products and services described herein at any time, without notice.

All ST products are sold pursuant to ST's terms and conditions of sale.

Purchasers are solely responsible for the choice, selection and use of the ST products and services described herein, and ST assumes no liability whatsoever relating to the choice, selection or use of the ST products and services described herein.

No license, express or implied, by estoppel or otherwise, to any intellectual property rights is granted under this document. If any part of this document refers to any third party products or services it shall not be deemed a license grant by ST for the use of such third party products or services, or any intellectual property contained therein or considered as a warranty covering the use in any manner whatsoever of such third party products or services or any intellectual property contained therein.

UNLESS OTHERWISE SET FORTH IN ST'S TERMS AND CONDITIONS OF SALE ST DISCLAIMS ANY EXPRESS OR IMPLIED WARRANTY WITH RESPECT TO THE USE AND/OR SALE OF ST PRODUCTS INCLUDING WITHOUT LIMITATION IMPLIED WARRANTIES OF MERCHANTABILITY, FITNESS FOR A PARTICULAR PURPOSE (AND THEIR EQUIVALENTS UNDER THE LAWS OF ANY JURISDICTION), OR INFRINGEMENT OF ANY PATENT, COPYRIGHT OR OTHER INTELLECTUAL PROPERTY RIGHT.

ST PRODUCTS ARE NOT AUTHORIZED FOR USE IN WEAPONS. NOR ARE ST PRODUCTS DESIGNED OR AUTHORIZED FOR USE IN: (A) SAFETY CRITICAL APPLICATIONS SUCH AS LIFE SUPPORTING, ACTIVE IMPLANTED DEVICES OR SYSTEMS WITH PRODUCT FUNCTIONAL SAFETY REQUIREMENTS; (B) AERONAUTIC APPLICATIONS; (C) AUTOMOTIVE APPLICATIONS OR ENVIRONMENTS, AND/OR (D) AEROSPACE APPLICATIONS OR ENVIRONMENTS. WHERE ST PRODUCTS ARE NOT DESIGNED FOR SUCH USE, THE PURCHASER SHALL USE PRODUCTS AT PURCHASER'S SOLE RISK, EVEN IF ST HAS BEEN INFORMED IN WRITING OF SUCH USAGE, UNLESS A PRODUCT IS EXPRESSLY DESIGNATED BY ST AS BEING INTENDED FOR "AUTOMOTIVE, AUTOMOTIVE SAFETY OR MEDICAL" INDUSTRY DOMAINS ACCORDING TO ST PRODUCT DESIGN SPECIFICATIONS. PRODUCTS FORMALLY ESCC, QML OR JAN QUALIFIED ARE DEEMED SUITABLE FOR USE IN AEROSPACE BY THE CORRESPONDING GOVERNMENTAL AGENCY.

Resale of ST products with provisions different from the statements and/or technical features set forth in this document shall immediately void any warranty granted by ST for the ST product or service described herein and shall not create or extend in any manner whatsoever, any liability of ST.

ST and the ST logo are trademarks or registered trademarks of ST in various countries.

Information in this document supersedes and replaces all information previously supplied.

The ST logo is a registered trademark of STMicroelectronics. All other names are the property of their respective owners.

© 2013 STMicroelectronics - All rights reserved

STMicroelectronics group of companies

Australia - Belgium - Brazil - Canada - China - Czech Republic - Finland - France - Germany - Hong Kong - India - Israel - Italy - Japan - Malaysia - Malta - Morocco - Philippines - Singapore - Spain - Sweden - Switzerland - United Kingdom - United States of America

www.st.com