


## Discovery kit with STM32WBA55CG MCU



STM32WBA55G-DK1 global view. Picture is not contractual.

### Product status link

[STM32WBA55G-DK1](#)

### Features

- Ultra-low-power wireless STM32WBA55CGU7 microcontroller based on the Arm® Cortex®-M33 core, featuring 1 Mbyte of flash memory and 128 Kbytes of SRAM in a UFQFPN48 package
- MCU RF board (MB1803):
  - 2.4 GHz RF transceiver supporting Bluetooth® specification v5.4
  - Bluetooth® Low Energy specification supporting LE Audio
  - Arm® Cortex®-M33 CPU with Arm® TrustZone®, MPU, DSP, and FPU
  - Integrated PCB antenna
- One digital microphone
- OLED display
- One user LED
- User joystick with 4-direction control and selector button
- Reset push-button
- Board connectors:
  - ARDUINO® Uno V3 expansion connector
  - STMod+ expansion connector
  - Grove
  - USB Type-C®
  - Battery
  - Two 3.5 mm stereo jack sockets for input and output with microphone
  - MIPI10
  - Tag-Connect™ 10-pin footprint
- Flexible power-supply options: ST-LINK USB  $V_{BUS}$  or external sources
- On-board STLINK-V3EC debugger/programmer with USB re-enumeration capability: mass storage, Virtual COM port, and debug port
- Comprehensive free software libraries and examples available with the [STM32CubeWBA MCU Package](#)
- Support of a wide choice of Integrated Development Environments (IDEs) including IAR Embedded Workbench®, MDK-ARM, and STM32CubeIDE

## 1 Description

The [STM32WBA55G-DK1](#) Discovery kit is a complete demonstration and development platform for the [STM32WBA55CGU7](#) microcontroller, featuring an Arm® Cortex®-M33 core with Arm® TrustZone® and mainline security extension, 1 Mbyte of flash memory, and 128 Kbytes of SRAM, as well as smart peripheral resources.

The STM32WBA55G-DK1 Discovery kit embeds a powerful and ultra-low-power radio compliant with the Bluetooth® Low Energy SIG resources. This Discovery kit enables a wide diversity of applications by exploiting low-power communication, the Bluetooth® SIG isochronous channel feature related to audio capability for Bluetooth® Low Energy Audio, Matter as Border Router, and Zigbee®.

The support for ARDUINO® Uno V3 and STMod+ connectivity provides expansion capabilities with a large choice of specialized add-on boards.

The STM32WBA55G-DK1 Discovery kit integrates an STLINK-V3EC embedded in-circuit debugger and programmer for the STM32 microcontroller with a USB Virtual COM port bridge and comes with the [STM32CubeWBA](#) MCU Package, which provides an STM32 comprehensive software HAL library as well as various software examples.

The STM32WBA55G-DK1 Discovery kit leverages the [STM32WBA series](#) key assets to enable prototyping for a variety of wireless, low-energy applications in fitness, metering, industrial, or medical, with state-of-the-art energy efficiency, and higher security.

## 2 Ordering information

To order the STM32WBA55G-DK1 Discovery kit, refer to [Table 1](#). For a detailed description of each board, refer to its user manual on the product web page. Additional information is available from the datasheet and reference manual of the target STM32.

**Table 1. Ordering information**

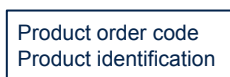
Order code	Board reference	User manual	Target STM32
STM32WBA55G-DK1	<ul style="list-style-type: none"> <li>• MB1802<sup>(1)</sup></li> <li>• MB1803<sup>(2)</sup></li> </ul>	UM3255	STM32WBA55CGU7

1. Mezzanine board
2. MCU RF board

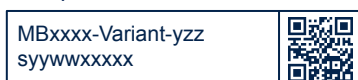
### 2.1 Product marking

The stickers located on the top or bottom side of all PCBs provide product information:

- First sticker: product order code and product identification, generally placed on the main board featuring the target device.  
Example:



- Second sticker: board reference with revision and serial number, available on each PCB.  
Example:



On the first sticker, the first line provides the product order code, and the second line the product identification.

On the second sticker, the first line has the following format: “*MBxxxx-Variant-yzz*”, where “*MBxxxx*” is the board reference, “*Variant*” (optional) identifies the mounting variant when several exist, “*y*” is the PCB revision, and “*zz*” is the assembly revision, for example B01. The second line shows the board serial number used for traceability.

Parts marked as “*ES*” or “*E*” are not yet qualified and therefore not approved for use in production. ST is not responsible for any consequences resulting from such use. In no event will ST be liable for the customer using any of these engineering samples in production. ST’s Quality department must be contacted prior to any decision to use these engineering samples to run a qualification activity.

“*ES*” or “*E*” marking examples of location:

- On the targeted STM32 that is soldered on the board (for an illustration of STM32 marking, refer to the STM32 datasheet *Package information* paragraph at the [www.st.com](http://www.st.com) website).
- Next to the evaluation tool ordering part number that is stuck, or silk-screen printed on the board.

Some boards feature a specific STM32 device version, which allows the operation of any bundled commercial stack/library available. This STM32 device shows a “*U*” marking option at the end of the standard part number and is not available for sales.

To use the same commercial stack in their applications, the developers might need to purchase a part number specific to this stack/library. The price of those part numbers includes the stack/library royalties.

## 2.2 Codification

The meaning of the codification is explained in Table 2.

**Table 2. Codification explanation**

STM32XXXYZ-DKT	Description	Example: STM32WBA55G-DK1
XXX	MCU series in STM32 32-bit Arm Cortex MCUs	STM32WBA series
YY	MCU product line in the series	STM32WBA54/55 product line
Z	STM32 flash memory size: • G for 1 Mbyte	1 Mbyte
DK	Discovery kit	Discovery kit
T	Sequential number	First Discovery kit version

## 3 Development environment

The STM32WBA55G-DK1 Discovery kit runs with the STM32WBA55CGU7 32-bit microcontroller based on the Arm® Cortex®-M33 core with Arm® TrustZone®.

*Note:* Arm and TrustZone are registered trademarks of Arm Limited (or its subsidiaries) in the US and/or elsewhere.



### 3.1 System requirements

- Multi-OS support: Windows® 10, Linux® 64-bit, or macOS®
- USB Type-A or USB Type-C® to USB Type-C® cable

*Note:* macOS® is a trademark of Apple Inc., registered in the U.S. and other countries and regions.  
Linux® is a registered trademark of Linus Torvalds.  
Windows is a trademark of the Microsoft group of companies.

### 3.2 Development toolchains

- IAR Systems® - IAR Embedded Workbench®<sup>(1)</sup>
- Keil® - MDK-ARM<sup>(1)</sup>
- STMicroelectronics - STM32CubeIDE

1. On Windows® only.

### 3.3 Demonstration software

The demonstration software, included in the STM32Cube MCU Package corresponding to the on-board microcontroller, is preloaded in the STM32 flash memory for easy demonstration of the device peripherals in standalone mode. The latest versions of the demonstration source code and associated documentation can be downloaded from [www.st.com](http://www.st.com).

## Revision history

**Table 3. Document revision history**

Date	Revision	Changes
22-Mar-2024	1	Initial release.
20-Jun-2024	2	Updated microcontroller package and board connector order.

**IMPORTANT NOTICE – READ CAREFULLY**

STMicroelectronics NV and its subsidiaries (“ST”) reserve the right to make changes, corrections, enhancements, modifications, and improvements to ST products and/or to this document at any time without notice. Purchasers should obtain the latest relevant information on ST products before placing orders. ST products are sold pursuant to ST’s terms and conditions of sale in place at the time of order acknowledgment.

Purchasers are solely responsible for the choice, selection, and use of ST products and ST assumes no liability for application assistance or the design of purchasers’ products.

No license, express or implied, to any intellectual property right is granted by ST herein.

Resale of ST products with provisions different from the information set forth herein shall void any warranty granted by ST for such product.

ST and the ST logo are trademarks of ST. For additional information about ST trademarks, refer to [www.st.com/trademarks](http://www.st.com/trademarks). All other product or service names are the property of their respective owners.

Information in this document supersedes and replaces information previously supplied in any prior versions of this document.

© 2024 STMicroelectronics – All rights reserved